

VEVOR

Affordable. Reliable. Home Improvement.

LAUNDRY SORTER

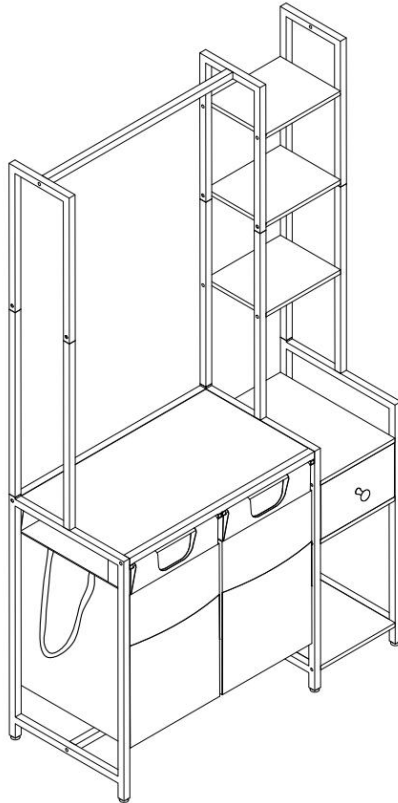
MODEL: XYL08

VEVOR

Affordable. Reliable. Home Improvement.

LAUNDRY SORTER

MODEL: XYL08



This is the original instruction, please read all manual instructions carefully before operating. VEVOR reserves a clear interpretation of our user manual. The appearance of the product shall be subject to the product you received. Please forgive us that we won't inform you again if there are any technology or software updates on our product.

SAFETY INSTRUCTIONS

WARNING:

Read this material before using this product. Failure to do so may result in serious injury.

Assembly precautions

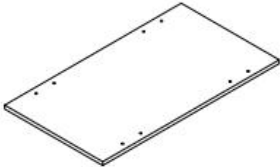

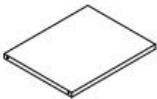
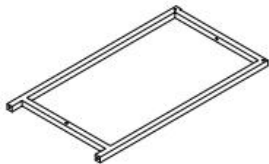
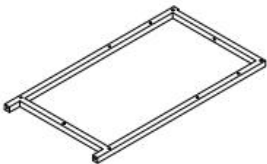
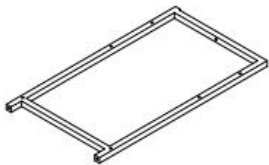

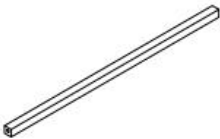


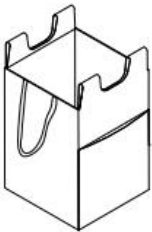
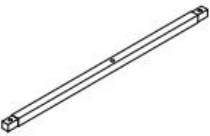
1. Assemble only according to these instructions. Improper assembly may create hazards.
2. Wear ANSI-approved safety goggles and heavy-duty work gloves during assembly.
3. Keep the assembly area clean and well-lit.
4. Keep bystanders out of the area during assembly.
5. Do not assemble if tired or when under the influence of alcohol, drugs or medication.
6. The product capabilities apply to properly and completely assembled products only.
7. Assemble on a flat, level, hard and smooth surface capable of safely supporting the Laundry Sorter.
8. For additional information regarding the parts listed in the following pages, please refer to the Assembly Diagram of this manual. Unwrap and separate all parts in a clean work area.




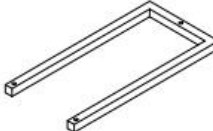
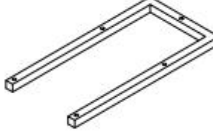
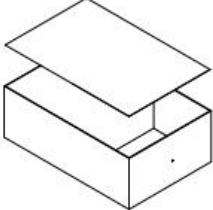
Use precautions


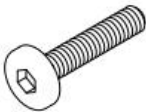





1. DO NOT SIT OR STAND ON THIS ITEM.
2. This product is not a toy. Do not allow children to play with or near this item.
3. Do not exceed specified weight capacities.
4. Use only on a flat, level, hard, and smooth surface that can safely support a fully loaded Laundry Sorter.
5. Use as intended only.
6. Inspect before every use; do not use if parts are loose or damaged.

SAVE THIS MANUAL

PARTS LIST

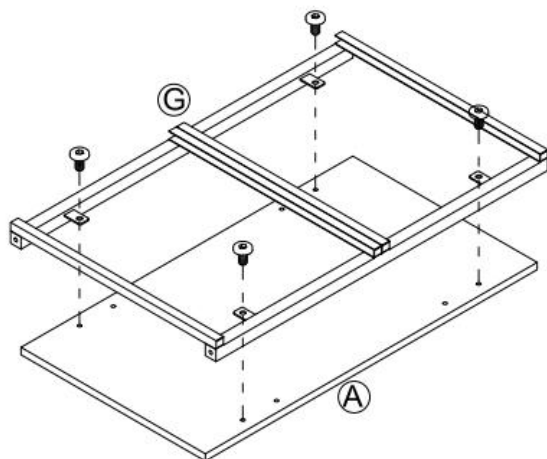
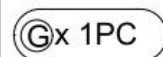

<p>Ⓐ x 1</p> 	<p>Ⓑ x 3</p> 	<p>Ⓒ x 3</p> 
<p>Ⓓ x 1</p> 	<p>Ⓔ x 1</p> 	<p>Ⓕ x 1</p> 
<p>Ⓖ x 1</p> 	<p>Ⓗ x 2</p> 	<p>Ⓘ x 1</p> 
<p>Ⓙ x 2</p> 	<p>Ⓚ x 2</p> 	<p>Ⓛ x 1</p> 

<p>Ⓜ x 1</p> 	<p>Ⓝ x 1</p> 	<p>Ⓞ x 2</p> 
<p>Ⓟ x 1</p> 	<p>Ⓠ x 2</p> 	<p>Ⓡ x 1</p> 

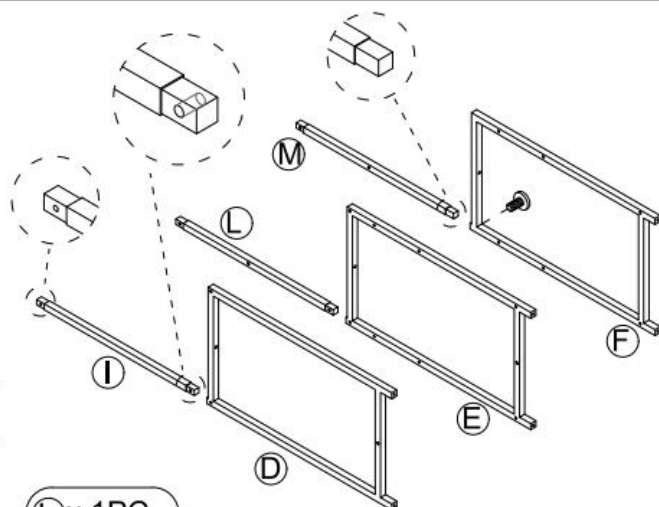
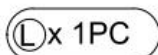
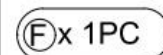
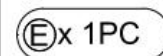
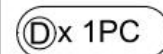
<p>① x 7</p> 	<p>② x 11</p> 	<p>③ x 24</p> 
<p>④ x 1</p> 	<p>⑤ x 8</p> 	<p>⑥ x 2</p> 
<p>⑦ x 1</p> 		

ASSEMBLY STEP

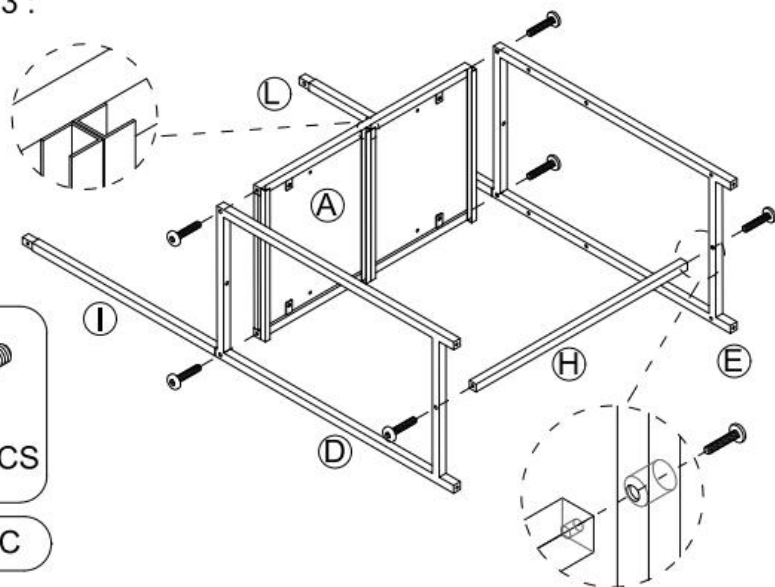
STEP1 :



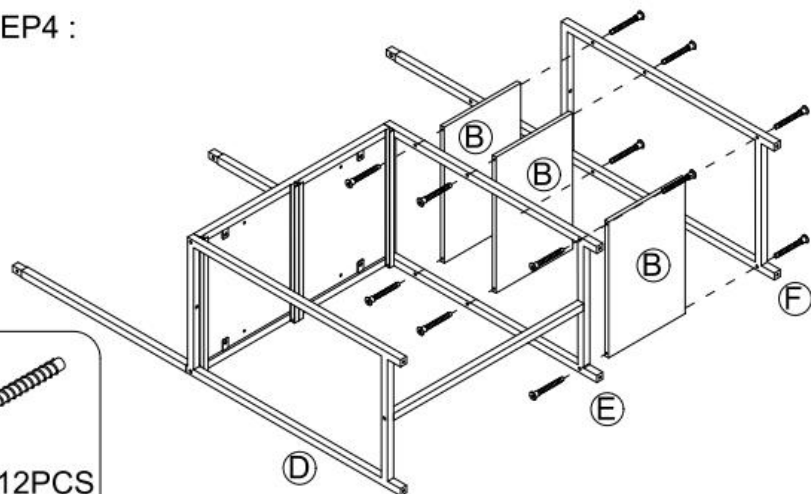
STEP2 :



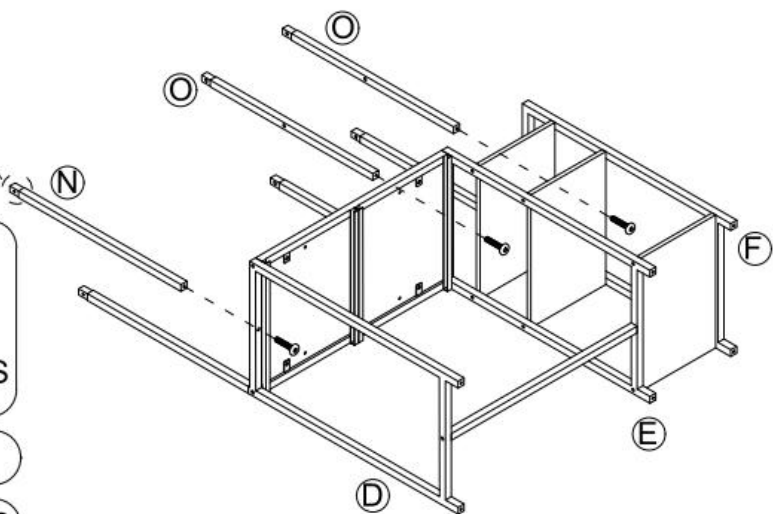
STEP3 :



STEP4 :



STEP5 :

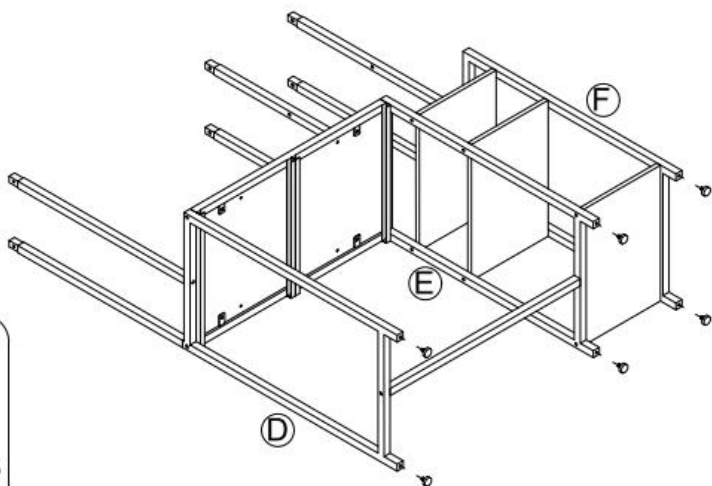


②x 3PCS

①N x 1PC

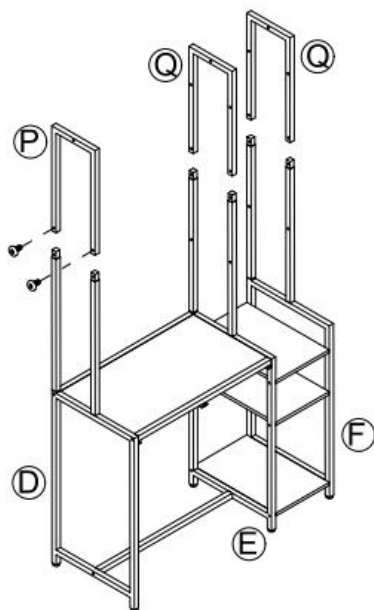
②O x 2PCS

STEP6 :



⑤x 6PCS

STEP7 :

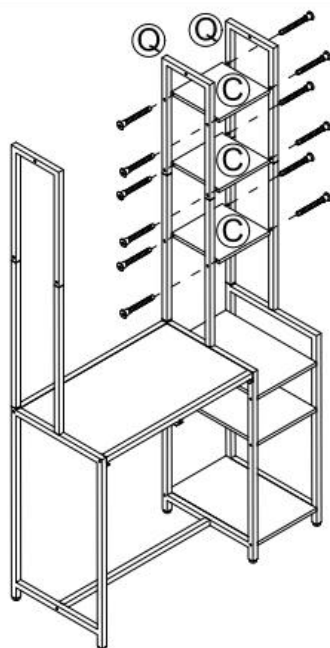


①x 2PCS

②x 1PC

③x 2PCS

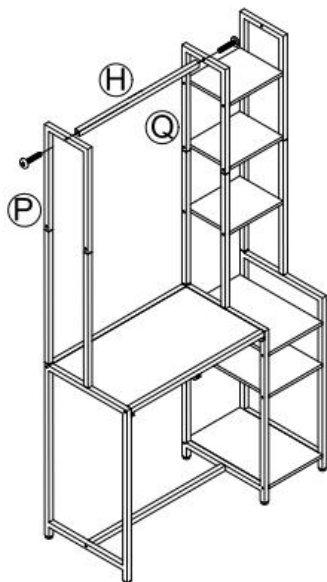
STEP8 :



③x 12PCS

④x 3PCS

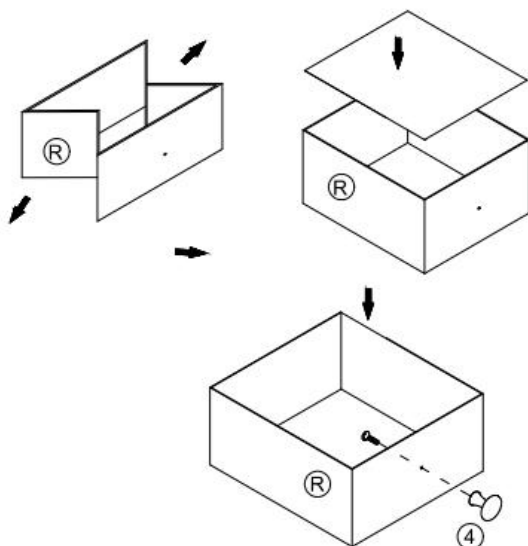
STEP9 :



②x 2PCS

①Hx 1PC

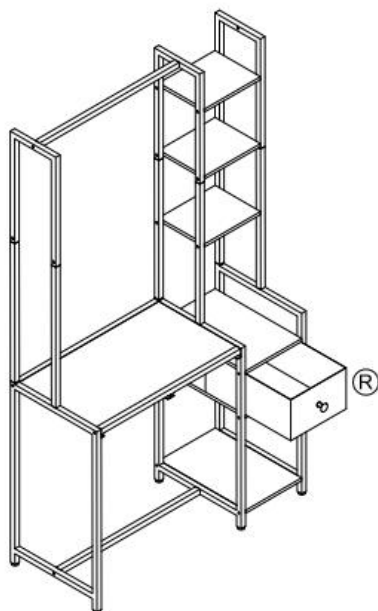
STEP10 :



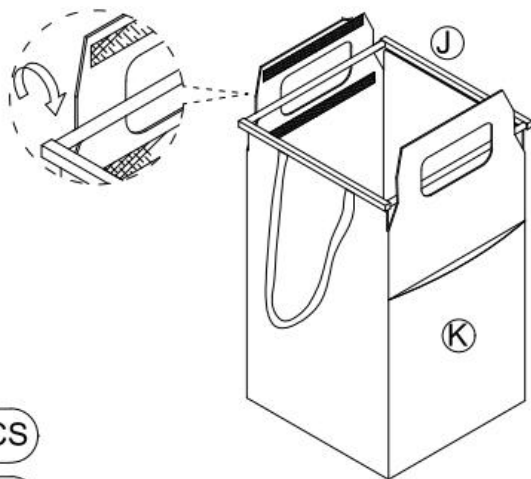
④x 1PC

①Rx 1PC

STEP11 :



STEP12 :

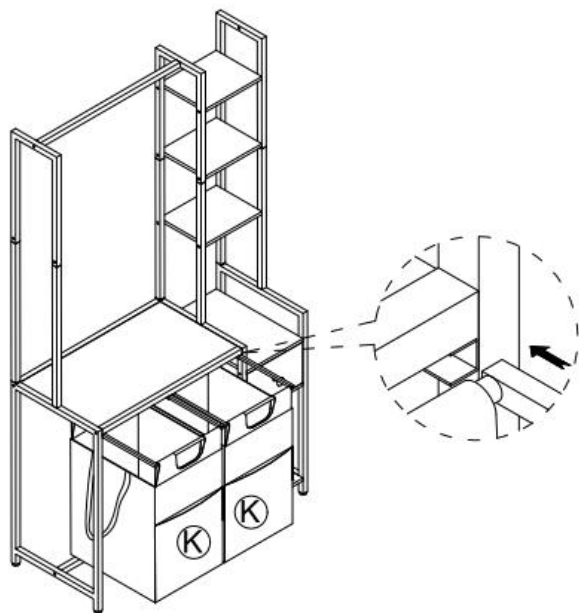


(J) x 2PCS

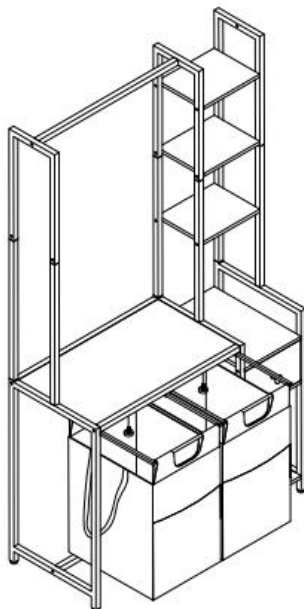
(K) x 2PCS

x 2

STEP13 :

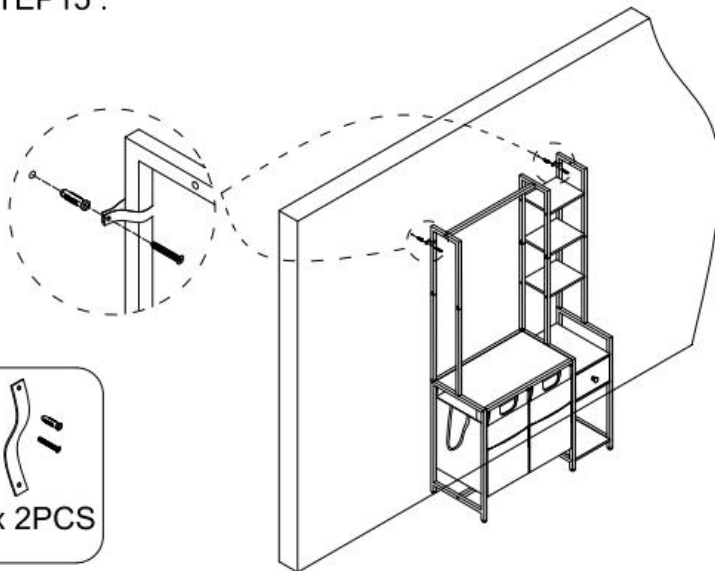


STEP14 :



⑤x 2PCS

STEP15 :



PRODUCT PARAMETER

Model	XYL08
Colour	Black + Brown
Maximum Loading Weight	Desktop: 30kg Shelf Board: 10kg Cloth Bag :5kg each
Product Size	940 × 390 × 1680mm

WARNING



Children have died from furniture tipover. To reduce the risk of furniture tipover:

- ALWAYS install Anti-tip device provided.
- NEVER put a TV on this product.
- NEVER allow children to stand, climb or hang on drawers, doors, or shelves.
- NEVER open more than one drawer at a time.
- Place heaviest items in the lowest drawers.



***This is a permanent label.
Do not remove!***

Manufacturer: Shanghaimuxinmuyeyouxiangongsi

Address: Shuangchenglu 803nong11hao1602A-1609shi, baoshanqu, shanghai 200000 CN.

Imported to AUS: SIHAO PTY LTD. 1 ROKEVA STREET EASTWOOD NSW 2122 Australia

Imported to USA: Sanven Technology Ltd. Suite 250, 9166 Anaheim Place, Rancho Cucamonga, CA 91730

UK	REP
-----------	------------

YH CONSULTING LIMITED. C/O YH Consulting Limited Office 147, Centurion House, London Road, Staines-upon-Thames, Surrey, TW18 4AX

EC	REP
-----------	------------

E-CrossStu GmbH
Mainzer Landstr.69,
60329 Frankfurt am Main.

