

Small items table

x5



A. Short cross screw

x4



B. Long cross screw

x2



C. Square feet

x2



D. Black buckle

x2



E. Square foot

x4



F. Universal wheel

x1



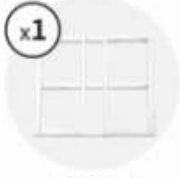
G. Dual-purpose screwdriver

x1


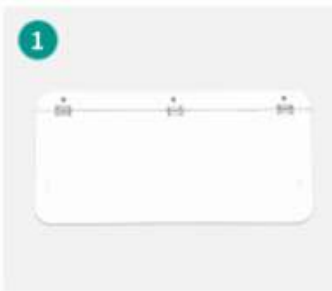


H. Desktop

x1



.Table legs



Please turn over the upper plate (H) **Insert the square foot (C) into** Use a Phillips screwdriver to install the two short **Use a Phillips screwdriver to install the three**
On the table leg **Remove the black clip (D) with the Phillips screw.** **Long cross screws to connect the table top to the desk**
 (Same for the other side) **Fixed on the back of the desktop** **Leg fixation**
 (Same for the other side)



! warn
 During assembly, in order to
 For safety reasons, please lower the wheel
 Lock the rod and install it after locking it!

Place the square foot (E) **Insert the universal wheel (F) completely.** **Installed!**
 Completely tucks into the table legs **Black stopper (E)**