

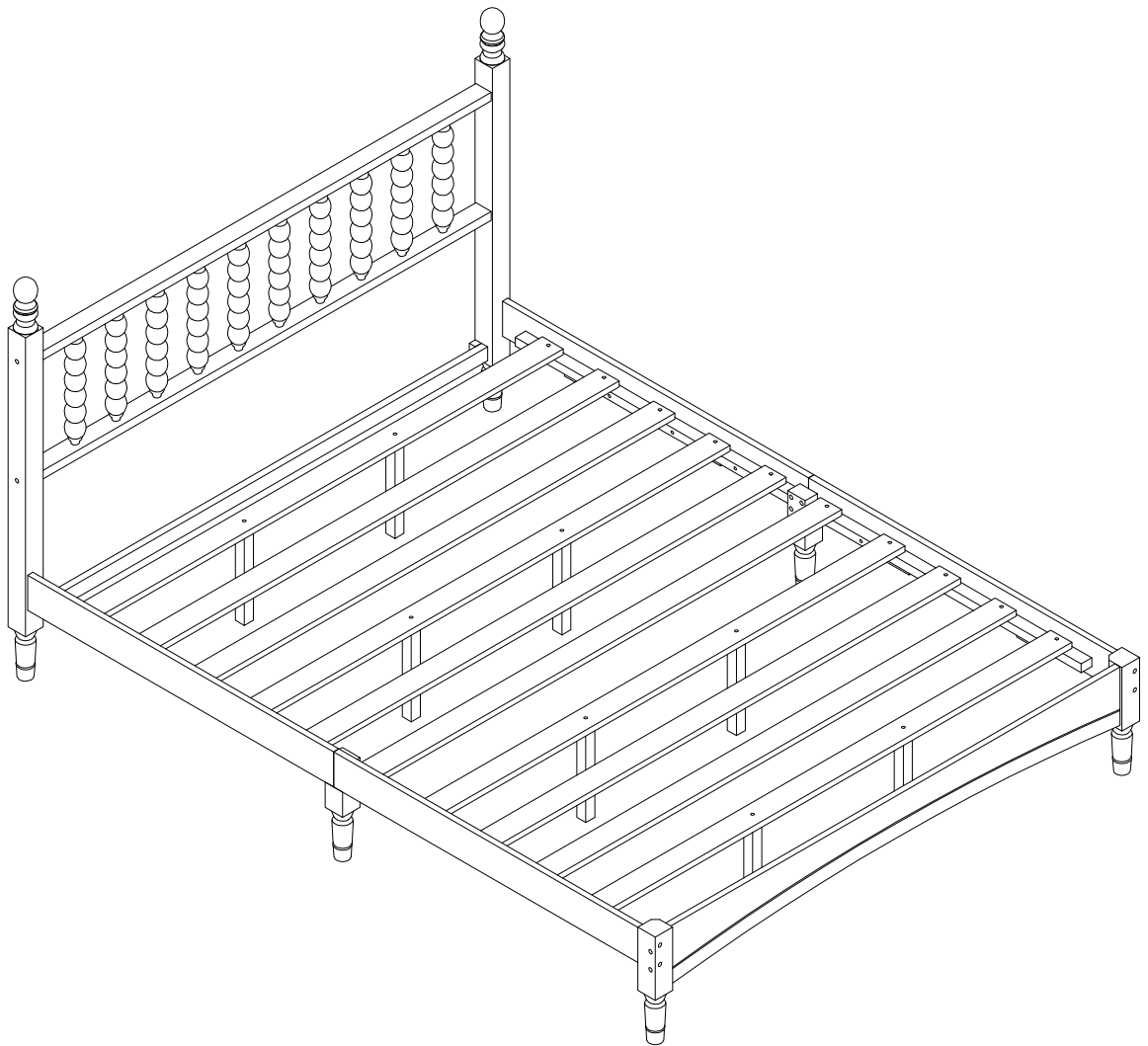
ASSEMBLY INSTRUCTIONS

INSTRUCTIONS DE MONTAGE

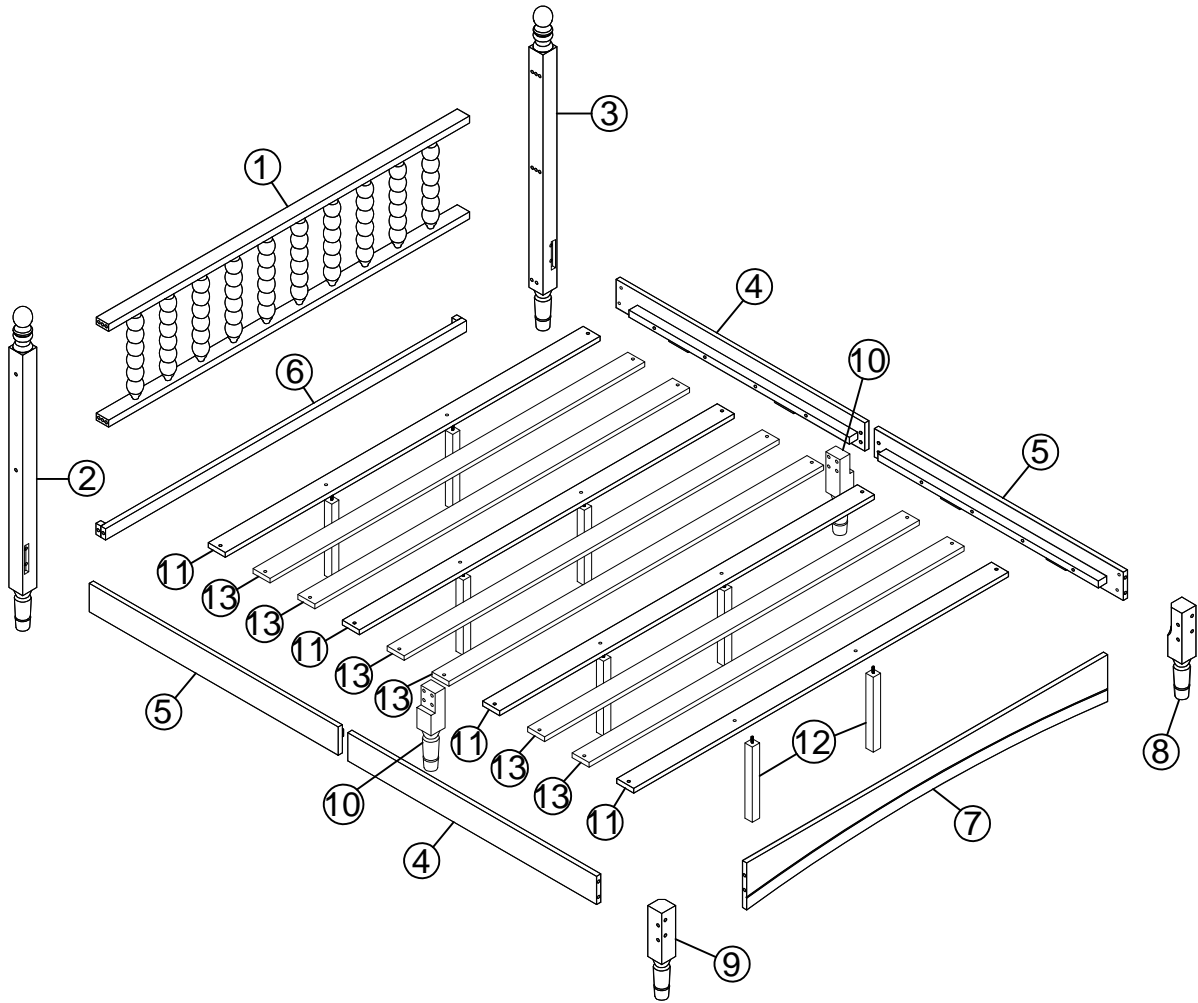
QUEEN BED
LIT DE REINE

SKU CODE:N733P206242

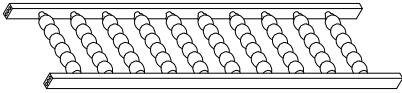

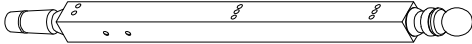




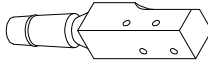
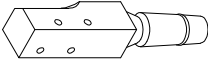
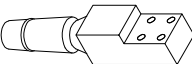



CODE UGS:N733P206242



Detail View
Vue Détaillée



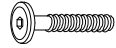


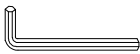
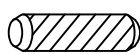
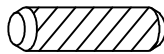




Part List
Liste des pièces

<p>① x 1 PC</p>  <p>Frame Headboard Tête de lit à cadre</p>	<p>② x 1 PC</p>  <p>Left Headboard Leg Pied de tête de lit gauche</p>
<p>③ x 1 PC</p>  <p>Right Headboard Leg Pied de tête de lit droit</p>	<p>④ x 2 PCS</p>  <p>SideRail Rail latéral</p>
<p>⑤ x 2 PCS</p>  <p>SideRail Rail latéral</p>	<p>⑥ x 1 PC</p>  <p>Support Headboard Tête de lit avec support</p>
<p>⑦ x 1 PC</p>  <p>Panel Footboard Pied de lit à panneau</p>	<p>⑧ x 1 PC</p>  <p>Right Footboard Leg Pied de lit gauche</p>
<p>⑨ x 1 PC</p>  <p>Left Footboard Leg Pied de lit droit</p>	<p>⑩ x 2 PCS</p>  <p>SideRail Leg Pied de rail latéral</p>
<p>⑪ x 4 PCS</p>  <p>Slats Lattes</p>	<p>⑫ x 8 PCS</p>  <p>Support Leg Jambe de soutien</p>
<p>⑬ x 6 PCS</p>  <p>Slats Lattes</p>	

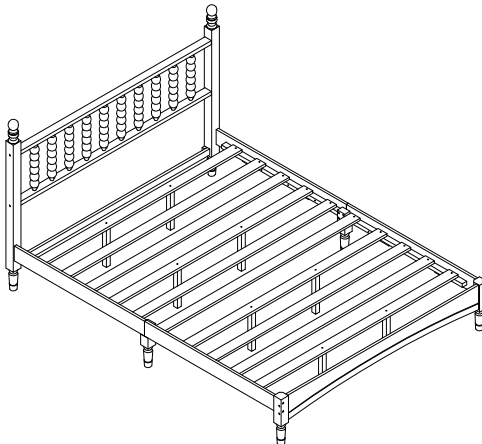
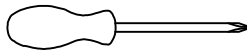
Hardware List

Liste des matériel


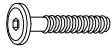



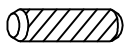
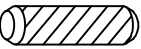
<p>Ⓐ x 16PCS</p>  <p>Ø1/4"x90mm</p> <p>Bolts BouLon</p>	<p>Ⓑ x 8PCS</p>  <p>Ø1/4"x50mm</p> <p>Bolts BouLon</p>	<p>Ⓒ x 2PCS</p>  <p>Ø1/4"x35mm</p> <p>Bolts BouLon</p>
<p>Ⓓ x 26PCS</p>  <p>Ø1/4"x13mm</p> <p>Spring Washer Rondelle elastique</p>	<p>Ⓔ x 26PCS</p>  <p>Ø1/4"x16mm</p> <p>Flat Washer Rondelle plates</p>	<p>Ⓕ x 1PC</p>  <p>60*22*4mm</p> <p>Allen key Clé Allen</p>
<p>Ⓖ x 2PCS</p>  <p>Ø8x30mm</p> <p>Wood dowel Cheville en bois</p>	<p>Ⓖ x 8PCS</p>  <p>Ø10x40mm</p> <p>Wood dowel Cheville en bois</p>	<p>Ⓖ x 12PCS</p>  <p>1/4"*15 (9.5mm)</p> <p>Horizontal-Hole bolts Boulons à tête hexagonale</p>
<p>Ⓙ x 20PCS</p>  <p>Ø4x25mm</p> <p>Wood screws Vis</p>		

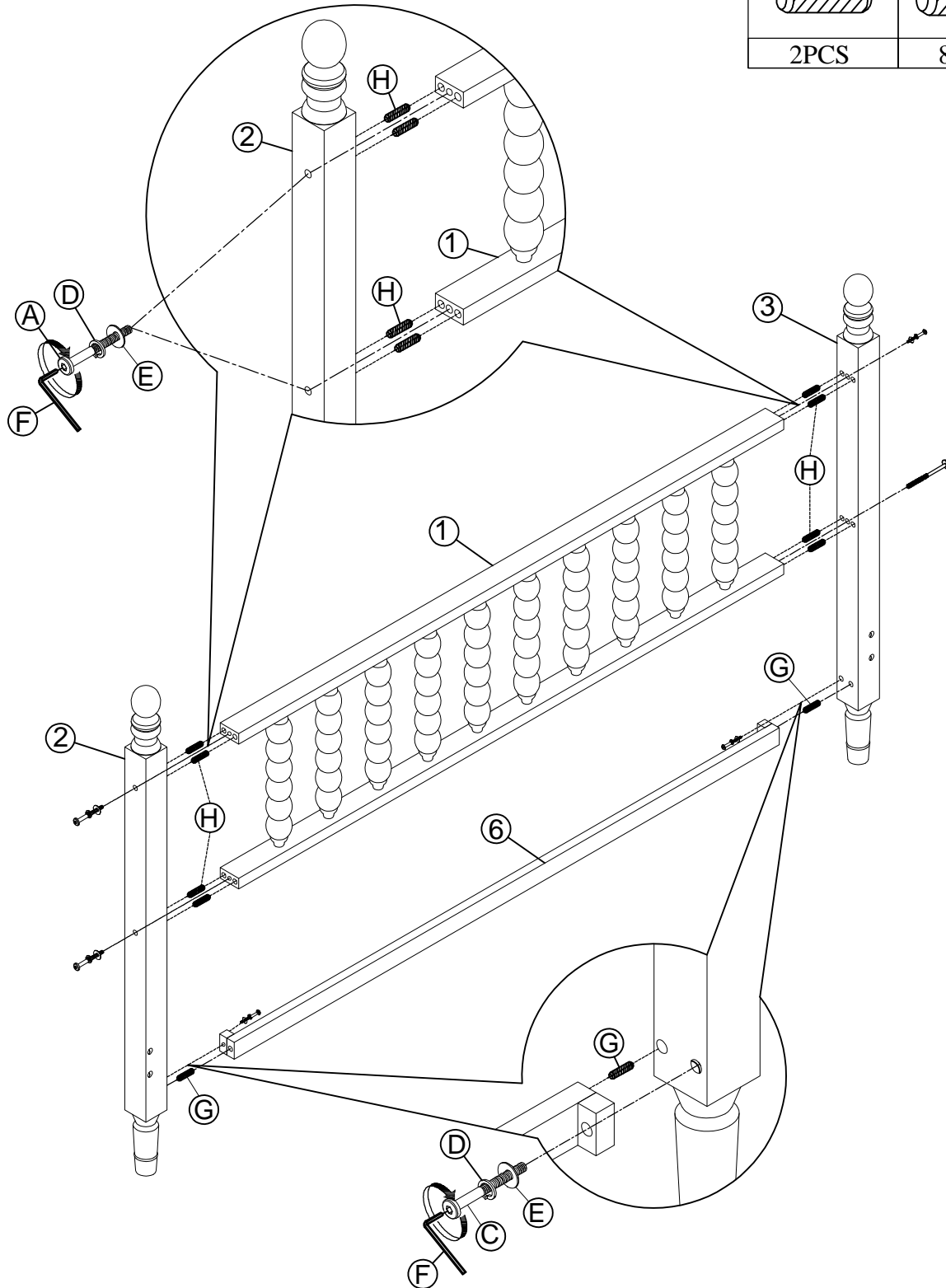
ASSEMBLY TOOLS REQUIRED (NOT INCLUDED)

OUTILS D'ASSEMBLAGE REQUIS (NON INCLUS)








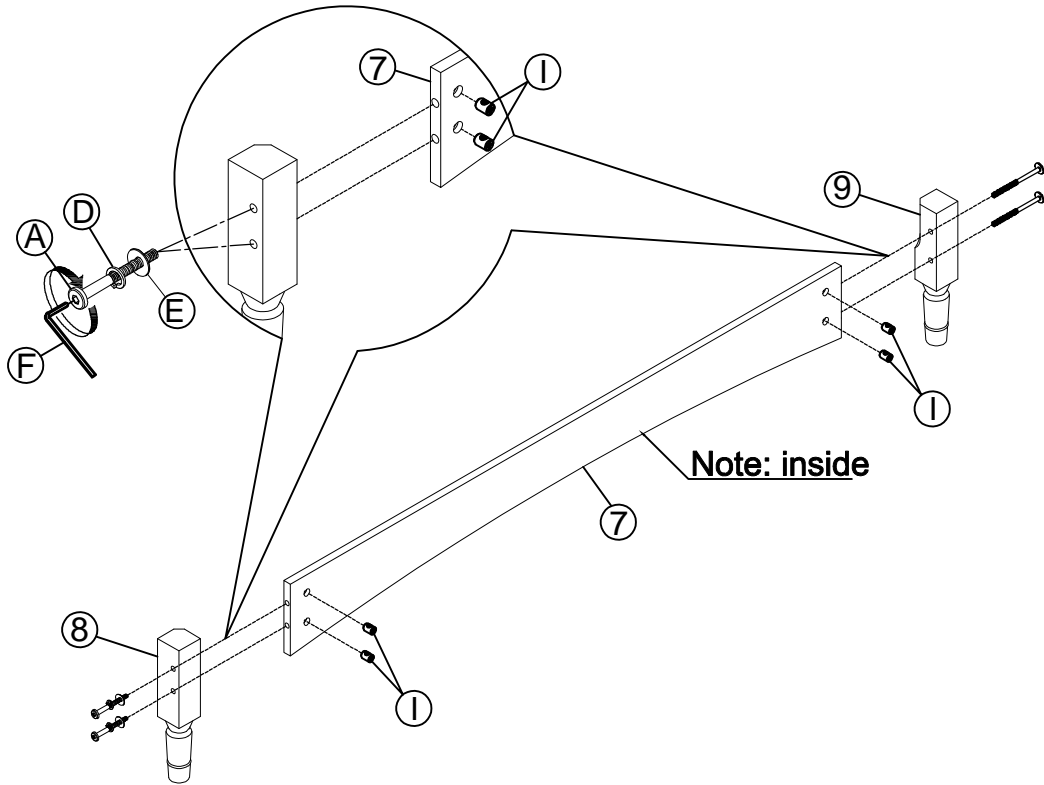
STEP: 1
ÉTAPE

A 	C 	D 	E 	F 
4PCS	2PCS	6PCS	6PCS	1PC
			G 	H 
			2PCS	8PCS







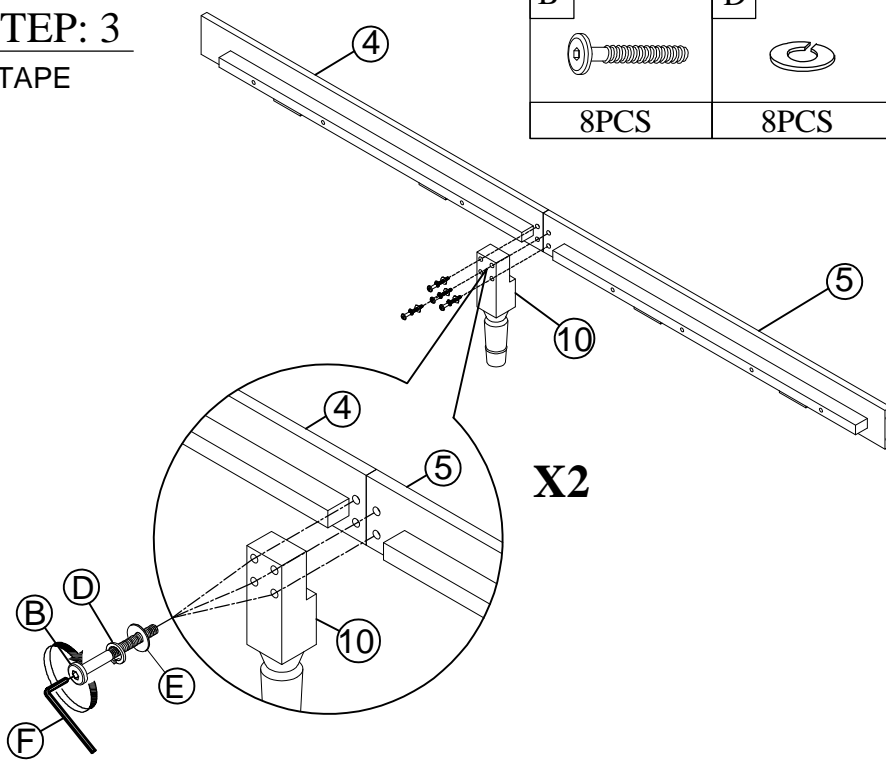
STEP: 2
ÉTAPE

A 	D 	E 	F 	I 
4PCS	4PCS	4PCS	1PC	4PCS








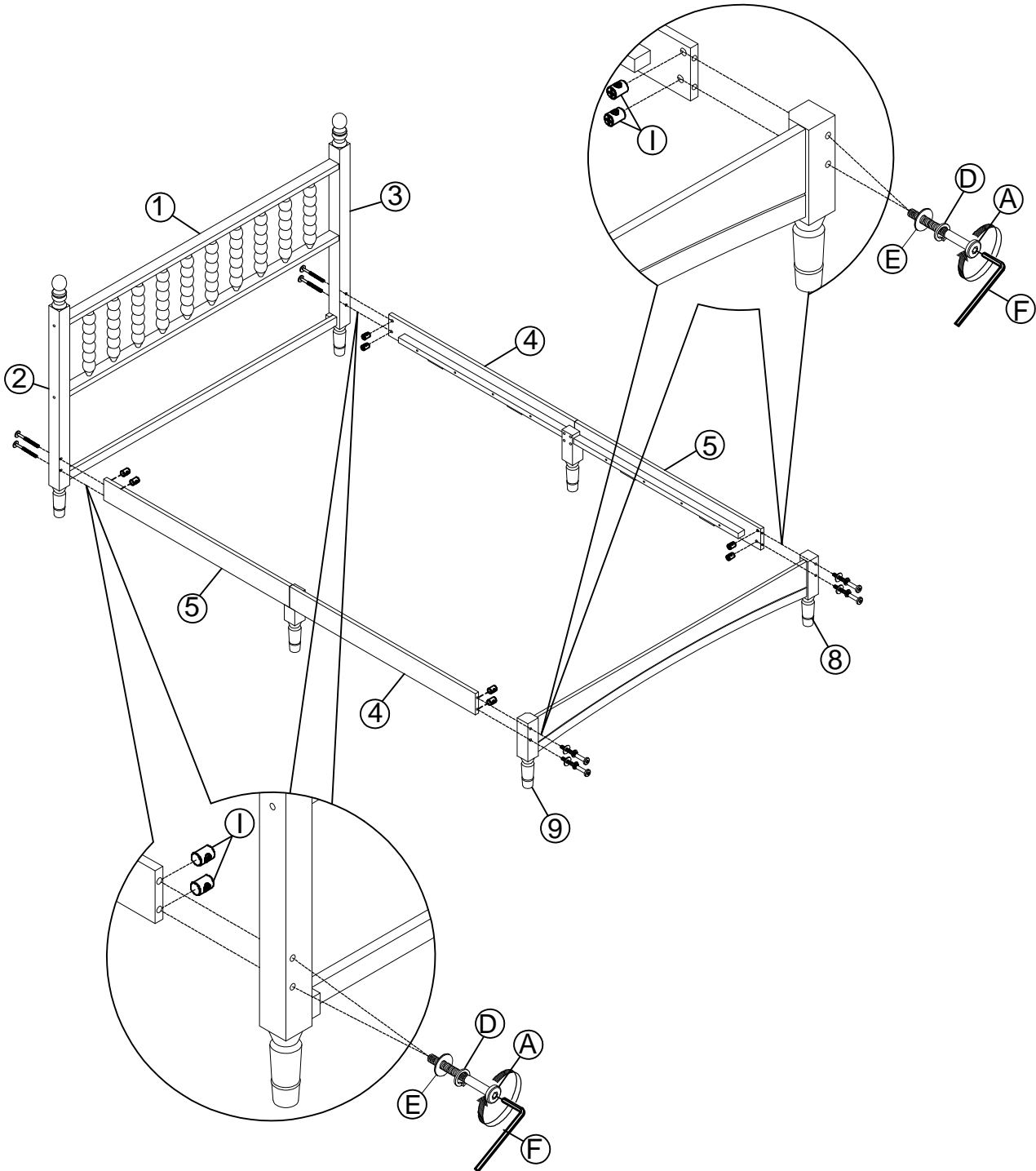
STEP: 3
ÉTAPE

B 	D 	E 	F 
8PCS	8PCS	8PCS	1PC




STEP: 4
ÉTAPE

<p>A</p> 	<p>D</p> 	<p>E</p> 	<p>F</p> 	<p>I</p> 
<p>8PCS</p>	<p>8PCS</p>	<p>8PCS</p>	<p>1PC</p>	<p>8PCS</p>

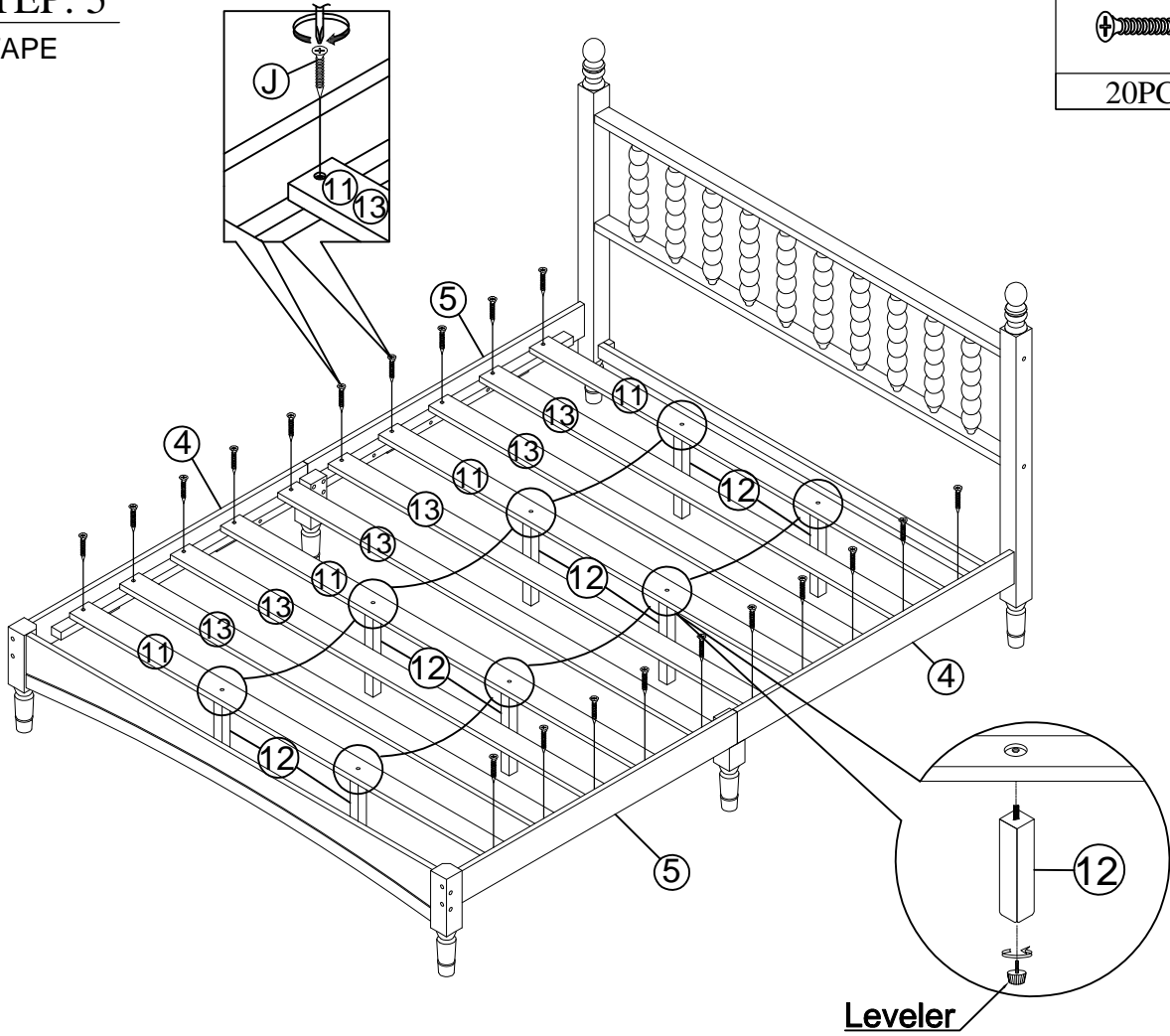


STEP: 5
ÉTAPE

J



20PCS



FINAL
FINALE

