

1040 NRP SQUARE CORNER HINGE



SPECIFICATIONS

PIN TYPE	Fixed
RADIUS	Square Corner

1040 NRP SQUARE CORNER HINGE

ESTATE PORTFOLIO

Model Number:
1040.260.INRP

SEE BELOW FOR ADDITIONAL FUNCTIONS


Key Features

- ✓ This Square Corner Hinge, with decorative design, is machined for precise installation, and beveled on the inside leaf to obtain a tight fit when viewing the hinge in a closed position.
- ✓ 4" x 4"
- ✓ This hinge has non-removable hinge pins, used primarily on exterior doors (or any door that needs to be locked) that has hinges that are visible from the outside.
- ✓ Square Corner Hinge comes beveled on the inside leaf to obtain a tight fit when viewing the hinge in a closed position.

FINISHES OPTIONS




Lifetime (PVD) Satin Nickel - 056



Lifetime (PVD) Graphite Nickel - 076



Lifetime (PVD) Polished Nickel - 055



Polished Chrome - 260



Distressed Oil Rubbed Bronze - 402




Lifetime (PVD) Polished Brass - 003




Satin Black - 190



Oil Rubbed Bronze - 102




Venetian Bronze - 112, 11P




Satin Brass & Brown - 060



Non-lacquered Brass - 031



Vintage Brass - 033



Satin Brass & Black - 050



Polished Nickel - 140

SPECIFICATIONS

all measurements in inches

PIN TYPE

Fixed

RADIUS

Square Corner