




Beach Tent

INCLUDES:

- Tent * 1pc
- Fiberglass pole * 2pcs
- Tent Stakes * 4pcs
- Carry Bag * 1 pc



Instruction Manual

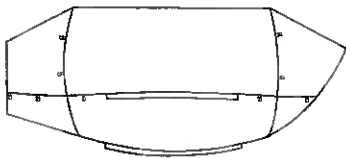
Remove the accessories and tent from the carry bag and spread them out. Assemble the folded tent poles as you see in picture #1 below by unfolding each pole and inserting the sections together to form one long pole.

Push the poles into the channel A1、A2 respectively as you see in picture #2.

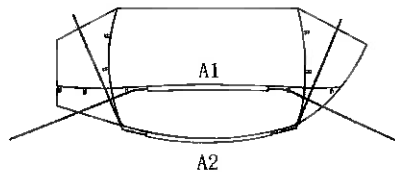
Insert metal tab at the four corners into each pole end as you see in picture A. Then attach all plastic clips to both poles as shown in picture A below.

Tent using stakes positioned through O-rings on the bottom of corner as you see in picture C. To fix the tent on the ground firmly.

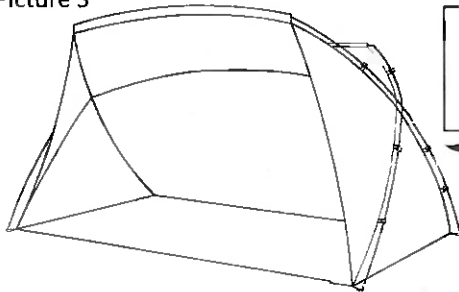
Picture 1



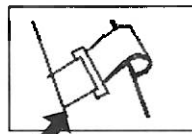
Picture 2



Picture 3



Picture B



Picture A



Picture C

