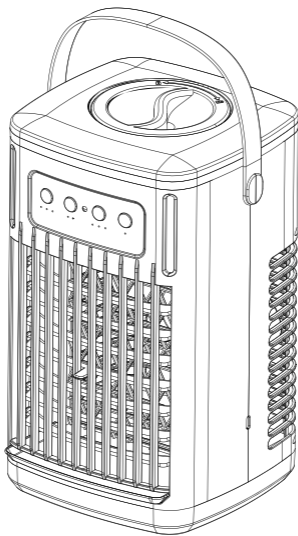
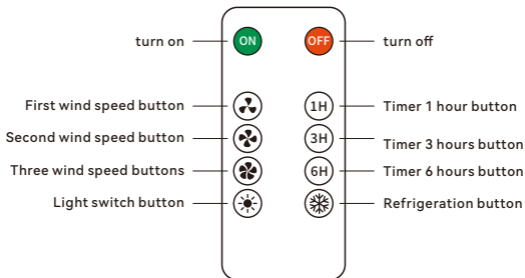
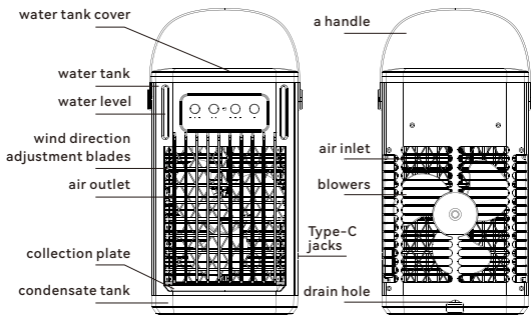


# Multifunctional Air Cooler



**Read The Manual Before Using**

# Product Overview



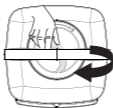
# Precautions before use

## **WARNING**

Note: If the power supply current is lower than 1.5A, the machine may run abnormally due to insufficient power, or the mobile power supply may protect itself due to excessive current, resulting in the product not working properly.



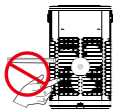
Do not dump the machine during use



Always close the tank lid tightly when in use.



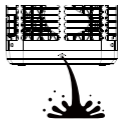
Do not block air inlets and outlets



It is strictly prohibited to put fingers, sticks and other foreign objects into the air inlet and outlet grilles.

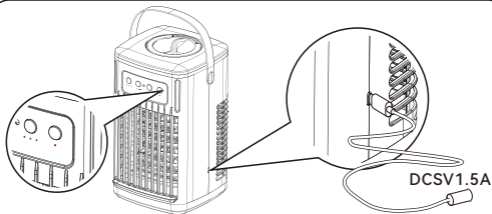


Do not shake the machine while it is working to avoid condensation overflowing inside the machine.



Drain the condensate tank when carrying this product to prevent leakage

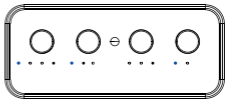
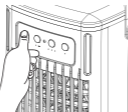
# How to use the product



Connect the Type-C port of the product's power cable and plug the other end into a DCSV1.5A and above power adapter, turn on the power and the power indicator will be red.

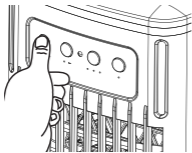
2S

Long press  
for 2 seconds  
to switch on



Long press the on button for 2 seconds to switch on. The light will change colour from red to blue in low wind. (Default working mode: If there is water in the tank, the air cooler will be in low wind/low spray/light emitting diode light will change colour when it is turned on, if there is no water in the tank, the machine will automatically turn to natural low gear wind without atomisation after switching on)

# How to use the product



short press



1-speed  
natural wind

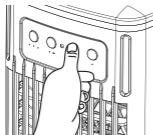


2-speed  
chillers



3-speed  
Strong cold air

Short press the on button to switch the air speed



1H

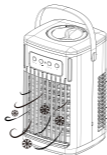


3H

6H

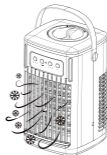
Settable 1/3/6 hours

Press the timer button to set the working time

# How to use the product



chillers

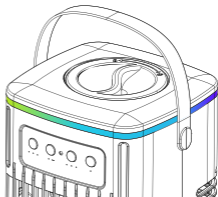


Strong cold air

Click the cooling mode button to switch between cold air, strong cold air and natural air.




Auto change/pause  
/select favourite colour



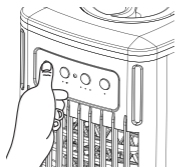
Short press on light button to select, auto change/pause/  
select favourite colour/off

# How to use the product

Indicator light flashes



In air-cooled mode, if the water tank is out of water, the indicator light below the cooling button will keep flashing the mini chiller will switch to natural air working mode.



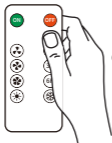
OFF 2S

Press and hold  
for 2 seconds  
to switch off

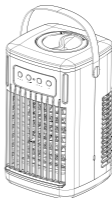


Long press the off button for 2 seconds to switch off

# How to use the product

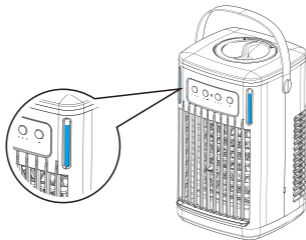


Remote control  
distance approx. >5M

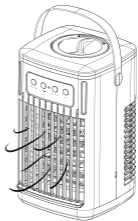


This product is equipped with a remote control, key position function corresponds to the physical keys, use the remote control to control this product, the remote control distance is about >5M

## Tips for users

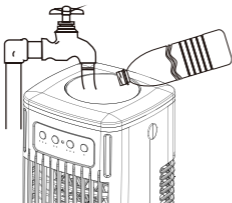


Before switching on the air-conditioning function, please keep the water level in the water tank normal.



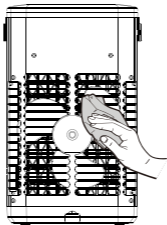
Cold air is more effective in high temperature and low humidity environments

## Tips for users



Do not add distilled or purified water

Use tap or mineral water. Do not add distilled or purified water, as it will cause condensation at the mist


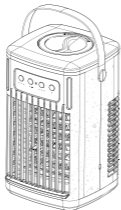


Please clean the air inlet regularly to avoid clogging the air inlet

## Tips for users

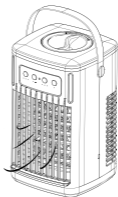


Do not add oily liquid to the water tank as this may affect the atomisation effect

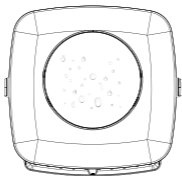


When using the cold air function, there may be condensation on the inner surface of the fan and the outlet grille, which is normal.

## Tips for users



When there is rainfall or high air humidity (>80 per cent RH), the effect of cold air is reduced because the spray does not evaporate easily.



In order to ensure the quality of the air cooler, this product will be tested in the test will be filled with water test, test the water tank will have residual water droplets, this is a normal phenomenon

# Product Features

- 1.** 3-speed adjustable wind speed.
- 2.** Setting 3-stage timer function, 1-3-6 hours.
- 3.** two modes of cold air and natural air can be selected, when the water tank is out of water, it can automatically switch to natural air.
- 4.** water tank ambient light can change the colour automatically or choose the user's favourite colour, you can choose by the light button, auto change/pause/choose favourite colour/off.
- 5.** Adopt double ultrasonic atomiser and wet curtain triple cooling, cooling effect is more obvious.
- 6.** The top water tank adopts fully enclosed design ( $\geq 1400\text{ml}$ ), which can be filled with water and ice, and can work continuously for 6 hours when filled with water.
- 7.** The bottom of the product is designed with condensate water tank, which can collect the condensate produced in the process of cold air, which is absorbed by the curtain and then evaporated by the fan to achieve the effect of cooling. The back of the condensate tank is equipped with drainage holes, when the condensate water level is too high, the condensate water level can be manually discharged.
- 8.** The whole outlet atomised, fine mist refrigerated, not easy to get wet for a long time.
- 9.** Adopt whole body waterproof and anti-clogging DC motor. Wind gentle and delicate, long time use will not headache or cold.
- 10.** The chiller comes with a wind direction adjustment window, easy to use and comfortable.

# Product Specification

Product Name	Multi-function air cooler
Product Model	HW-LF20
Main Material	PC+ABS+Silicone
Input Voltage	DC5V 1.5A
Wattage	7W
Noise	55dB
Wind speed	≥3.1m/s
Wind distance	≥3m
Maximum atomisation volume	200ml/hour ±20%
Water tank capacity	1400ml
Product size	170mm*175mm*290mm
Packing List	1*Portable air cooling fan; 1*Remote control; 1*USB cable; 1*Instruction manual