MANUFACTURED BY:
Backyard Discovery
3305 Airport Drive, Pittsburg, KS 66762
800-856-4445

Basepoint Business Centre: Rivermead Drive,Westlea, Swindon SN5 7EX Phone: 0800-118-2476
J.P. Coenstraat 7, The Bridge, The Hague, 2595 WP, Netherlands Phone: 0800-567-8990

BUCKLEY HILL

Swing Set
Model # 2001046

The assembly manual must be retained
since it contains important information

WARNING
Adult Assembly Required.
Not suitable for children under 36 months due to small parts.
FOR DOMESTIC USE ONLY. INTENDED FOR OUTDOOR USE.



Please visit www.backyarddiscovery.com

For the most up to date assembly manual, to register your set, or to order replacement parts

Para obtener instrucciones en español, visite www.backyarddiscovery.com

BILT®
EASY STEP-BY-STEP
3D INTERACTIVE INSTRUCTIONS
DOWNLOAD THE FREE APP
Download on the App Store
Get it on Google play

Made in China
INS-2001046-A-BUCKLEY HILL-ENG 08-10-23

Place the set on level ground, not less than 6'-7" [2 m] from any structure or obstruction such as a fence, garage, house, overhanging branches, laundry lines, or electrical wires.

- While assembling unit, take time before and after each phase to make sure fort is level. If fort is not level, assembly will be difficult and improper assembly may result. Extra care must be taken to insure the fort is square.
- The safe play area refers to a zone extending 6'-7" (2m) beyond the play product on all sides, including the space above the play product.

SAFE PLAY AREA DIAGRAM

Swingset Ground Dimension

8'-11 3/8" [2.7m] x 10'-2 7/8" [3.1m]

Safe Play Zone

22'-1 1/4" [6.7m] x 23'-4 7/8" [7.1m]

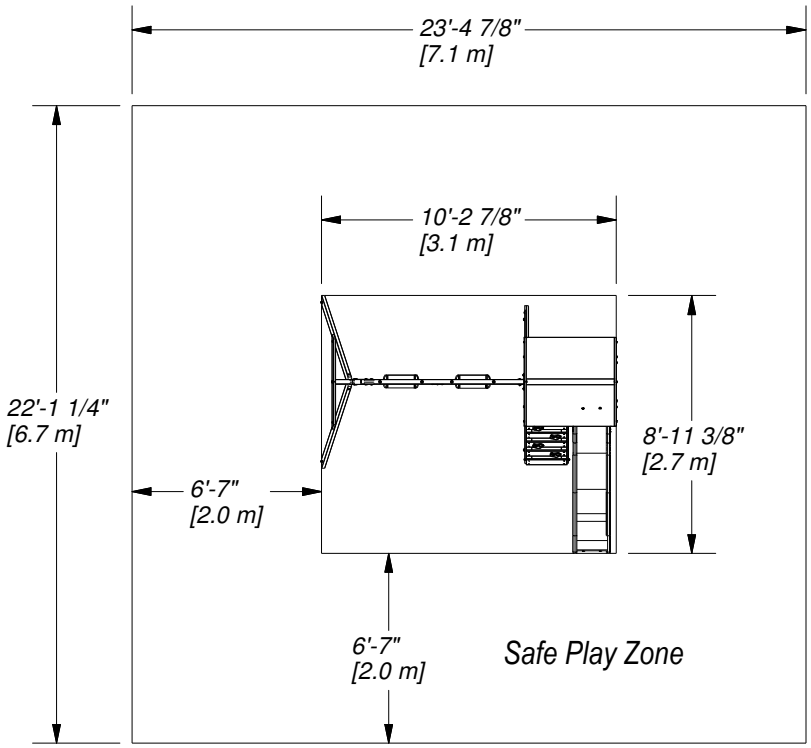

SAFE PLAY HEIGHT: 14'-3" [4.3 m]
MAXIMUM FALL HEIGHT: 5'-8 1/2" [1.7 m]

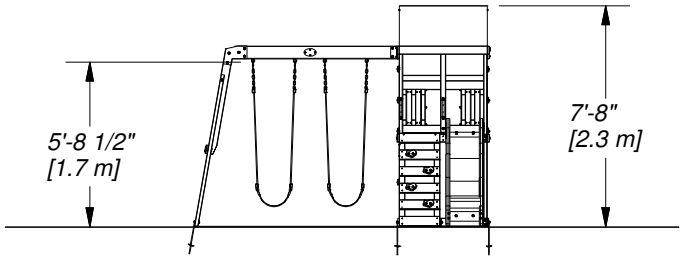

General Information:

Your set has been designed and engineered for children only and for residential use only.
A maximum of 150 lbs. per child is recommended for play activities designed for individual use.
A maximum of 120 lbs. per child is recommended for play activities designed for multiple child use.
A maximum of 9 children is recommended for this swing set.

Wood Components (Not to Scale)

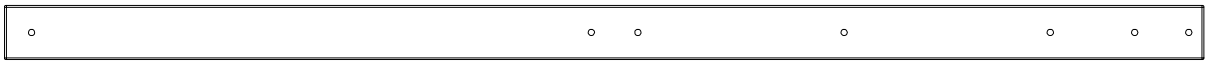

E1 (1) | **RIGHT FRONT UPRIGHT - W4L15660**
1 3/8"x3 3/8"x75" (36x86x1905)

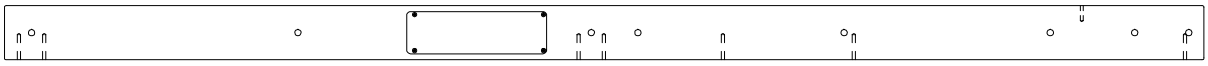

E2 (1) | **POST ASSEMBLY - W2A02839**
1 7/16"x3 3/8"x75" (36x86x1905)

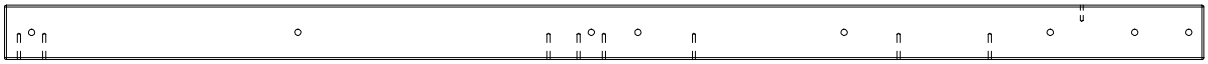

E3 (1) | **LEFT BACK UPRIGHT - W4L13210**
1 3/8"x3 3/8"x75" (36x86x1905)

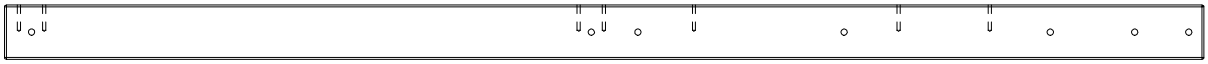

E4 (1) | **RIGHT BACK UPRIGHT - W4L13211**
1 3/8"x3 3/8"x75" (36x86x1905)

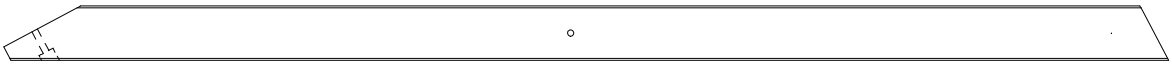

E77 (2) | **ANGLE BRACE - W4L13293**
1 3/8"x3 3/8"x72 7/8" (36x86x1850)

F1 (1) | **UPRIGHT - W4L13283**
1 7/16"x2 3/8"x43 3/4" (36x60x1111)

F2 (1) | **UPRIGHT - W4L13284**
1 7/16"x2 3/8"x43 3/4" (36x60x1111)

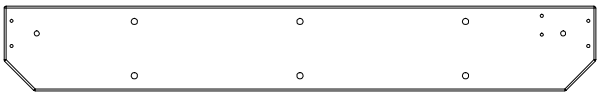

G1 (1) | **TOP RAIL - W4L13219**
1"x5 1/4"x37" (24x134x940)

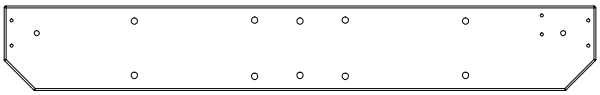

G2 (1) | **TOP RAIL - W4L13228**
1"x5 1/4"x37" (24x134x940)

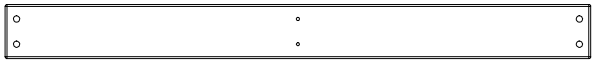

H1 (1) | **FLOOR RAIL - W4L13212**
1"x3 3/8"x36 5/8" (24x86x930)

H2 (2) | **FLOOR RAIL - W4L13213**
1"x3 3/8"x26" (24x86x660)

H3 (1) | **FLOOR RAIL - W4L13221**
1"x3 3/8"x24 1/8" (24x86x612)

H4 (4) | **FLOOR SUPPORT - W4L13222**
1"x3 3/8"x3 3/8" (24x86x86)

H5 (2) | **TOP RAIL - W4L13227**
1"x3 3/8"x36 5/8" (24x86x930)

H6 (1) | **ANGLE BRACE - W4L13288**
15/16"x3 3/8"x40 1/16" (24x86x1018)

H7 (2) | **ANGLE BRACE - W4L13290**
15/16"x3 3/8"x11 13/16" (24x86x300)

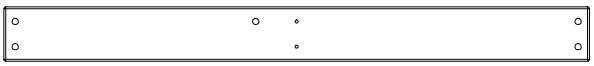

H8 (1) | **FLOOR RAIL - W4L13295**
1"x3 3/8"x36 5/8" (24x86x930)

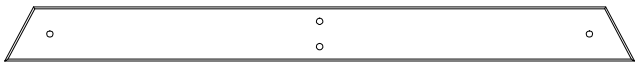

H79 (1) | **END SUPPORT - W4L13294**
1"x3 1/2"x39 1/2" (24x86x1000)



J1 (1) | **UPRIGHT - W4L13226**
1"x2"x36" (24x52x914)

J2 (2) | **PICKET - W4L13282**
1"x2 3/8"x15 1/8" (24x60x385)

Wood Components (Not to Scale)

J3 (1) | **SAFETY RAIL - W4L13299**
1"x2 3/8"x36 5/8" (24x60x930)

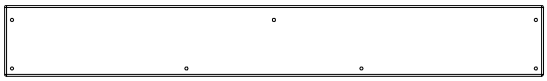

L1 (1) | **FLOOR BOARD - W4L13223**
5/8"x4 3/8"x33 3/4" (16x112x856)

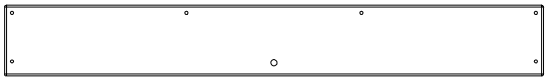

L2 (1) | **FLOOR BOARD - W4L13225**
5/8"x4 3/8"x33 3/4" (16x112x856)

L3 (1) | **LADDER RUNG - W4L13285**
5/8"x4 3/8"x16 7/8" (16x112x430)

L4 (4) | **LADDER RUNG - W4L13286**
5/8"x4 3/8"x16 7/8" (16x112x430)

L5 (1) | **TOP LADDER RUNG - W4L13287**
5/8"x4 3/8"x16 7/8" (16x112x430)

M1 (1) | **GROUND RAIL - W4L13215**
5/8"x3 3/8"x36 5/8" (16x86x930)

M2 (1) | **GROUND RAIL - W4L13216**
5/8"x3 3/8"x25 3/8" (16x86x644)

M3 (1) | **ANGLE GROUND RAIL - W4L13217**
5/8"x3 3/8"x65 5/8" (16x86x1666)

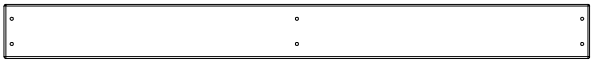

M4 (5) | **FLOOR BOARD - W4L13224**
5/8"x3 3/8"x36 5/8" (16x86x930)

M5 (1) | **GROUND RAIL - W4L13209**
5/8"x3 3/8"x36 5/8" (16x86x930)

M6 (1) | **GROUND RAIL - W4L13296**
5/8"x3 3/8"x21 3/8" (16x86x542)

M77 (1) | **SLIDE BRACE - W4L13297**
5/8"x3 3/8"x14 1/4" (16x86x362)

M78 (1) | **SLIDE BRACE - W4L13298**
5/8"x3 3/8"x14 1/4" (16x86x362)

N1 (7) | **SIDE RAIL - W4L13214**
5/8"x2 3/8"x24 1/8" (16x60x612)

N2 (3) | **SIDE RAIL - W4L13218**
5/8"x2 3/8"x36 5/8" (16x60x930)

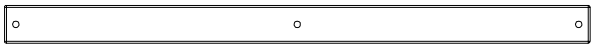

N3 (1) | **TOP RAIL - W4L13220**
5/8"x2 3/8"x36 5/8" (16x60x930)



N4 (2) | **TOP RAIL - W4L13229**
5/8"x2 3/8"x21 1/8" (16x60x538)



N5 (1) | **TOP RAIL - W4L13280**
5/8"x2 3/8"x36 5/8" (16x60x930)

N6 (4) | **PICKET - W4L13281**
5/8"x2 3/8"x15 1/8" (16x60x385)

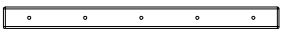

T1 (2) | **FLOOR SUPPORT - W4L13289**
15/16"x1 5/16"x17 1/4" (24x34x438)

W71 (1) | **SWING BEAM SUPPORT - W4L13292**
2"x3 3/8"x44 1/4" (50x86x1123)

SB74 (1) | **SWING BEAM 2 POSITION - W4L13291**
2"x5 1/4"x68 3/4" (50x134x1745)

Hardware Components



H100021 (1) | **BOLT WH** *5/16x4 1/2*

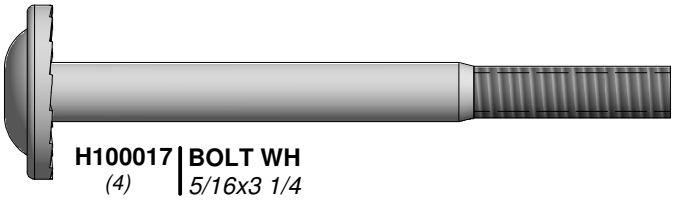

H100017 (4) | **BOLT WH** *5/16x3 1/4*

H100029 (1) | **LAG SCREW WH** *5/16x3*

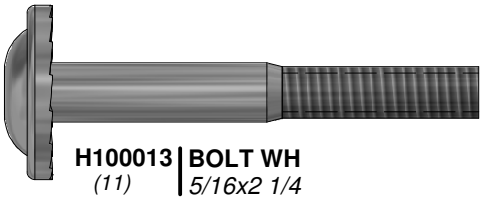

H100013 (11) | **BOLT WH** *5/16x2 1/4*

H100028 (8) | **LAG SCREW WH** *5/16x2 1/2*

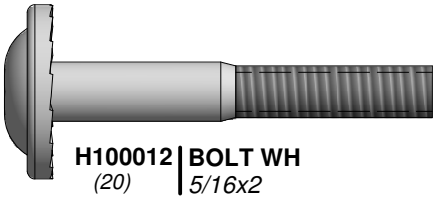

H100012 (20) | **BOLT WH** *5/16x2*

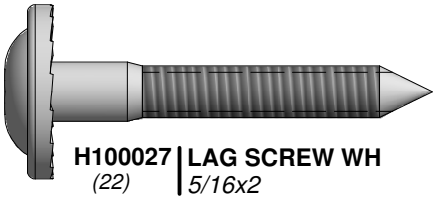

H100027 (22) | **LAG SCREW WH** *5/16x2*

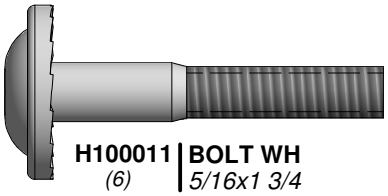

H100011 (6) | **BOLT WH** *5/16x1 3/4*

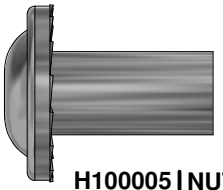

H100005 (10) | **NUT BARREL WH** *5/16x7/8*

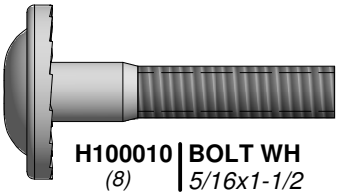

H100010 (8) | **BOLT WH** *5/16x1-1/2*

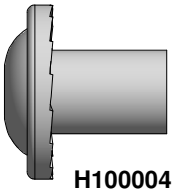

H100004 (7) | **NUT BARREL WH** *5/16 x 5/8*

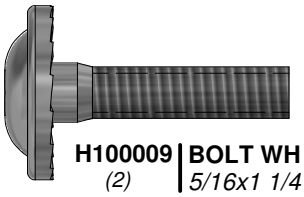

H100009 (2) | **BOLT WH** *5/16x1 1/4*

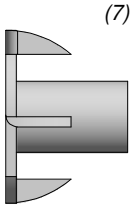

H100074 (49) | **T-NUT** *5/16*

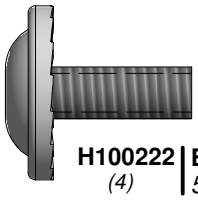

H100222 (4) | **BOLT WH** *5/16x3/4*

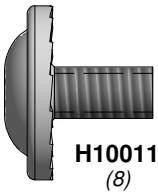

H100115 (8) | **BOLT WH** *5/16x1/2*

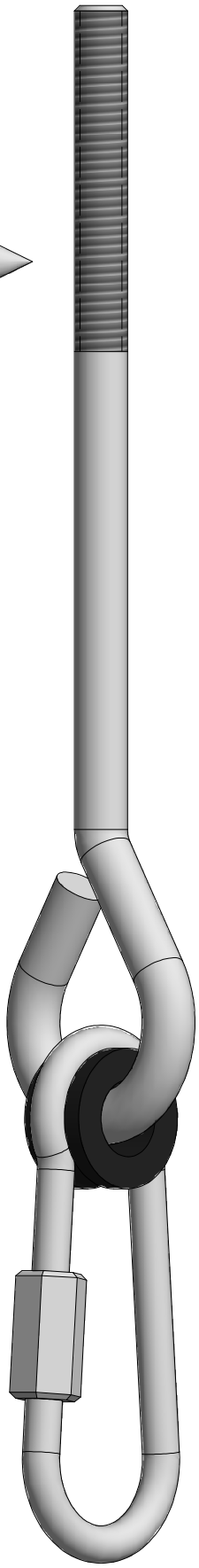

H100099 (4) | **SWING HANGER** *5/16x9 1/2*

Hardware Components

H100047 (2) | **BOLT HEX** *5/16x2 3/4*

H100044 (2) | **BOLT HEX** *5/16x2*



H100042 (2) | **BOLT HEX** *5/16x1 1/4*

H100649 (3) | **LAG SCREW WH** *1/4x2 1/2*

H100145 (3) | **LAG SCREW WH** *1/4x1 1/2*

H100142 (2) | **BOLT WH** *1/4x1-1/4*

H100137 (4) | **BOLT WH** *1/4x1*

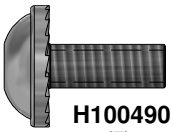

H100490 (7) | **BOLT WH** *1/4x5/8*

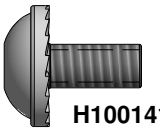

H100141 (2) | **BOLT WH** *1/4 x 1/2"*

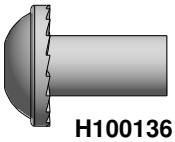

H100136 (7) | **NUT BARREL WH** *1/4x5/8*

H100090 (22) | **SCREW PFH** *8x2 1/2"*

H100111 (13) | **SCREW PFH** *8x2*

H100089 (11) | **SCREW PFH** *8x1 3/4*

H100086 (71) | **SCREW PFH** *8x1 1/2*



H100088 (17) | **SCREW PFH** *8x1 1/8*

H100121 (9) | **SCREW PFH** *8x3/4*

H100070 (11) | **SCREW PWH** *8x3/4*

H100128 (11) | **SCREW PWH** *8x5/8*

H100392 (7) | **SCREW PWH BLK** *8x3/4*



H100063 (9) | **BOLT PTH** *1/4x3/4*

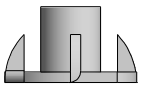

H100072 (18) | **T-NUT** *1/4*

H100110 (7) | **NUT LOCK** *5/16*

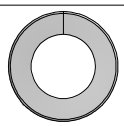

H100095 (4) | **WASHER SPLIT** *5/16*

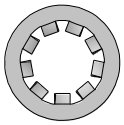

H100108 (9) | **WASHER LOCK INT** *8x15*

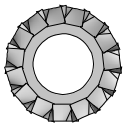

H100138 (8) | **WASHER LOCK EXT** *6x15*

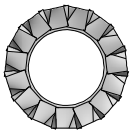

H100139 (7) | **WASHER LOCK EXT** *8x15*

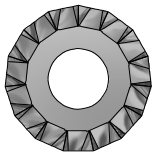

H100030 (72) | **WASHER LOCK EXT** *8x19*

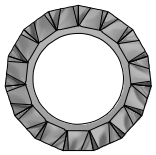

H100031 (11) | **WASHER LOCK EXT** *12x19*

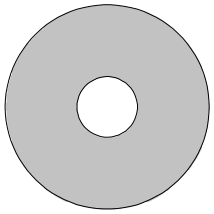

H100105 (13) | **WASHER FLAT** *8x27*

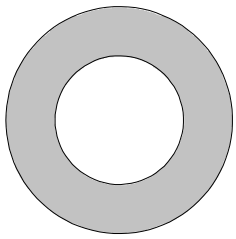

H100103 (4) | **WASHER SAFETY** *17x30*

Accessory Components (Not to Scale)

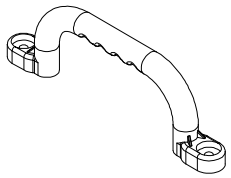

A100028 (2) | HAND GRIP GREEN PLASTIC

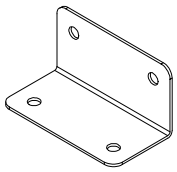

A100140 (2) | L BRACKET 66x66x127

A4M01046 (2) | L BRACKET 2.5x38x55x55

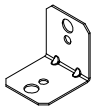

A4M01110 (6) | 90° L-BRACKET - BLK

A100175 (1) | BYD ID TAG (MEDIUM) AGES 3-10

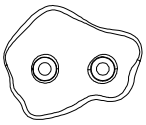

A6P00037 (4) | GREEN HC ROCK #2

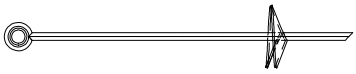

A100178 (6) | AUGER GROUND STAKE

A100314 (1) | "A" REVISION TAG

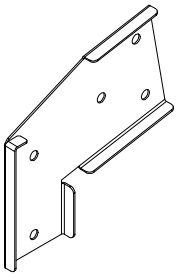

A100325 (1) | SWING BEAM EXTENSION BRACKET-LEFT

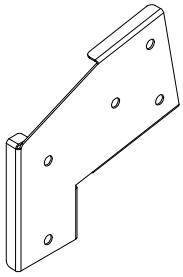

A100326 (1) | SWING BEAM EXTENSION BRACKET-RIGHT



A6P00397 (2) | ROPE-CHAIN GREEN / SEAT GREEN

9220119 (1) | TOOL KIT

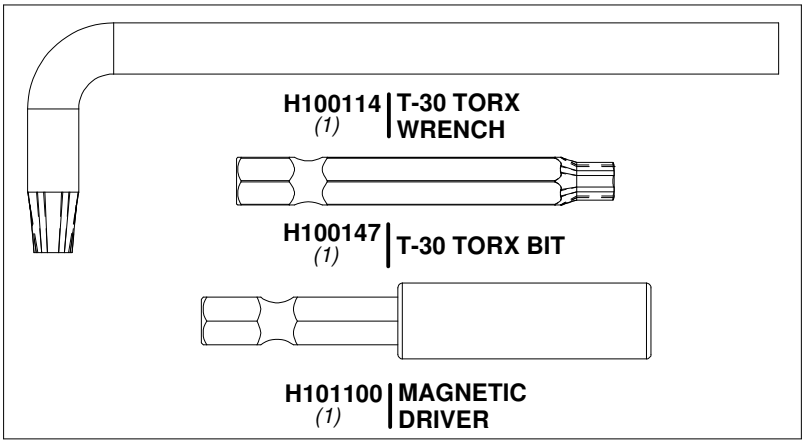

H100114 (1) | T-30 TORX WRENCH

H100147 (1) | T-30 TORX BIT

H101100 (1) | MAGNETIC DRIVER

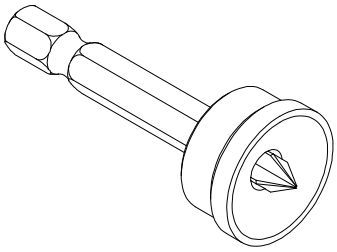

H100764 (1) | SCREW SETTER

Accessory Components (Not to Scale)

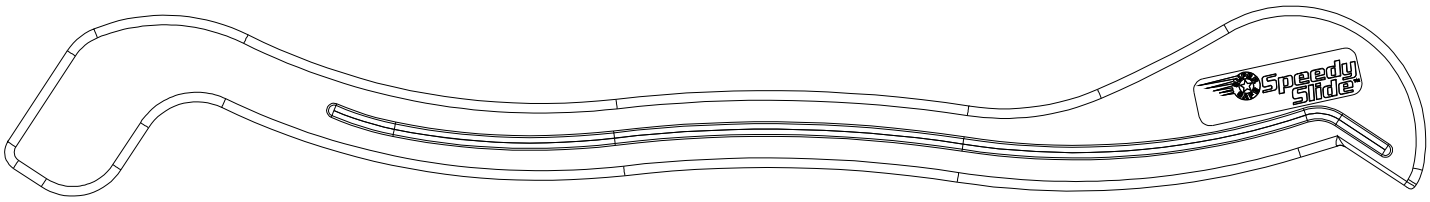

A6P00389 (1) | 6 FT SLIDE RAIL LEFT

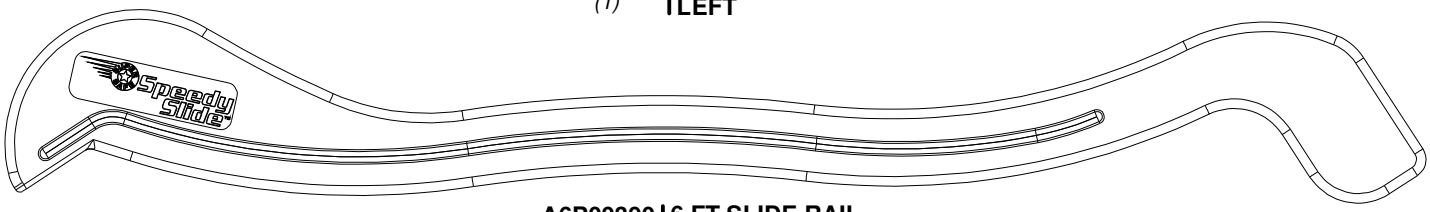

A6P00390 (1) | 6 FT SLIDE RAIL RIGHT



A6P00391 (1) | 6 FT SLIDE BED



A6P00323 (1) | CHALK BOARD

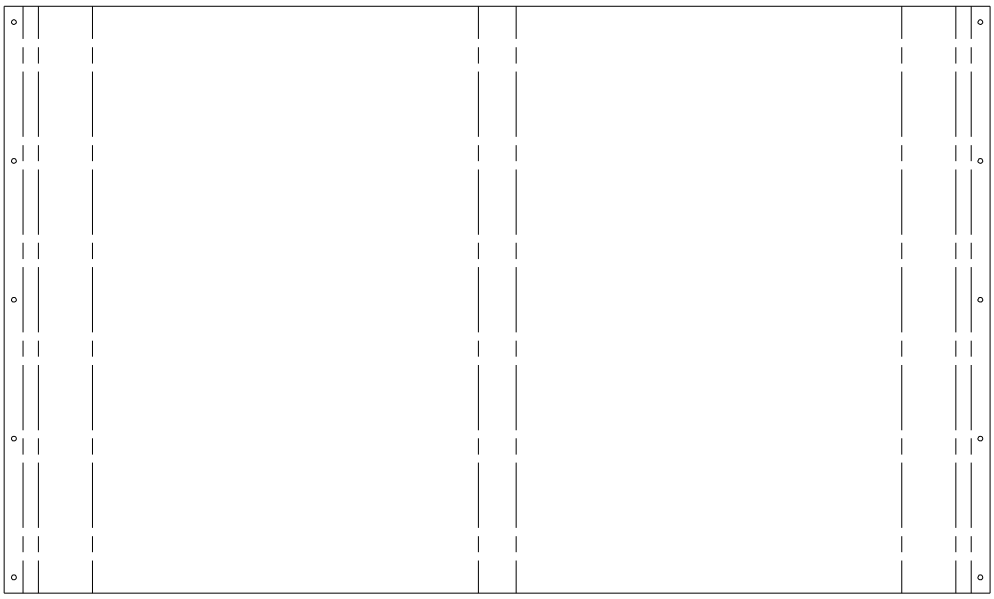

A6P00379 (1) | ROOF TARP



A6P00380 (2) | MESH PANEL

PRE-ASSEMBLY STEP 1 - SORTING PARTS

It is critical for ease of assembly that you take the time to sort and organize the wood and hardware.

WOOD PARTS:

- **Organize wood parts by the three-digit, alpha-numeric number stamped on each board (ex. P01).**
- **If there are multiple boards with the same stamped number, stack those pieces together.**
- **Stamps can be found on the flat surface of the boards or on the end of the boards.**
- **Allow yourself plenty of room - the wood pieces can take up a significant amount of space.**

NOTE: CARTONS ARE NOT ORGANIZED BY BOARD NUMBER.



HARDWARE PARTS:

- **We recommend that you have a separate table to organize the hardware.**
- **Hardware bags are printed with a seven-digit, alpha-numeric part number.**
- **You can organize your hardware by part number or group by hardware type (i.e. bolts, nuts, etc.).**
- **During assembly you only need to reference the last four digits of the number.**



PRE-ASSEMBLY STEP 2 - TOOLS REQUIRED

Cordless Drill or
Electric Drill

Drill Attachments:
Phillips Head

1/8", 3/16", 3/8" & 7/16"
Drill Bits

Phillips Screw Driver

Open End Wrenches 1/2" & 9/16"

3/8" Drive Ratchet, 1/2" &
9/16" STD Sockets 1/2" & 9/16" Deep
Sockets

Claw Hammer

Rubber Mallet - Optional

Tape Measure



Square

Level 24"

PRE-ASSEMBLY STEP 3 - CHOOSE YOUR ASSEMBLY METHOD

There are several types of assembly instructions available to you.

1. **Printed Assembly Manual included with your set**
2. **BILT APP - 3D interactive instructions**
3. **Combination of the Printed Manual and BILT APP (Note: Step numbers can differ between the two methods)**

LADDER ASSEMBLY

STEP 1

L4 *(x4)* | **LADDER RUNG - W4L13286**
5/8"x4 3/8"x16 7/8" (16x112x430)

A6P00037 *(x4)* | **GREEN HC ROCK #2**

H100063 *(x8)* | **BOLT PTH** *1/4x3/4*

H100108 *(8)* | **WASHER LOCK INT** *8x15*

H100072 *(x8)* | **T-NUT** *1/4*

L4 *(x4)*
LADDER RUNG

037 *(x4)*
GREEN HC ROCK #2

072 *(x8)*
T-NUT - 1/4"

108 *(x8)*
WASHER - 8x15

TIP:
INSTALL THE T-NUTS FIRST

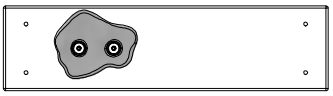

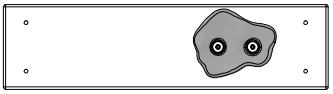

LEFT RUNG ASSEMBLY *(x2)*

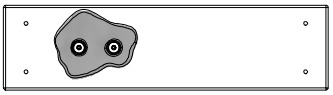

RIGHT RUNG ASSEMBLY *(x2)*

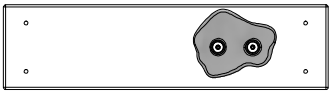

LADDER ASSEMBLY

STEP 2

L3 (x1) | **LADDER RUNG - W4L13285**
5/8"x4 3/8"x16 7/8" (16x112x430)

LEFT RUNG ASSEMBLY *(x2)*

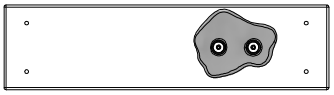

RIGHT RUNG ASSEMBLY *(x2)*

H100086 (x20) | **SCREW PFH**
8x1 1/2

F1 (x1) | **UPRIGHT - W4L13283**
1 7/16"x2 3/8"x43 3/4" (36x60x1111)



F2 (x1) | **UPRIGHT - W4L13284**
1 7/16"x2 3/8"x43 3/4" (36x60x1111)

TIP:
ALIGN HOLES IN RUNGS WITH HOLES IN UPRIGHTS.

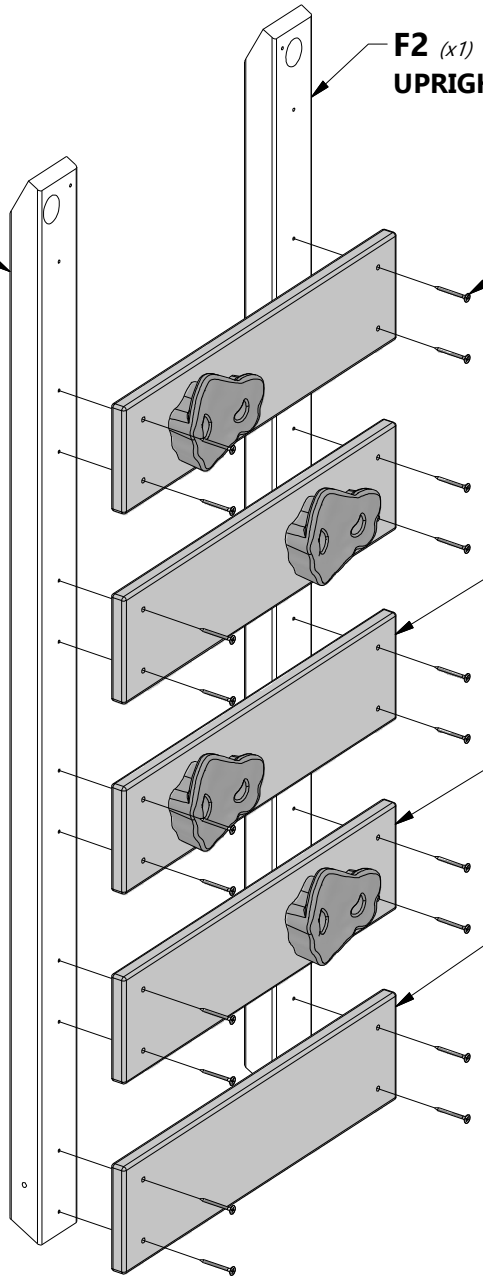

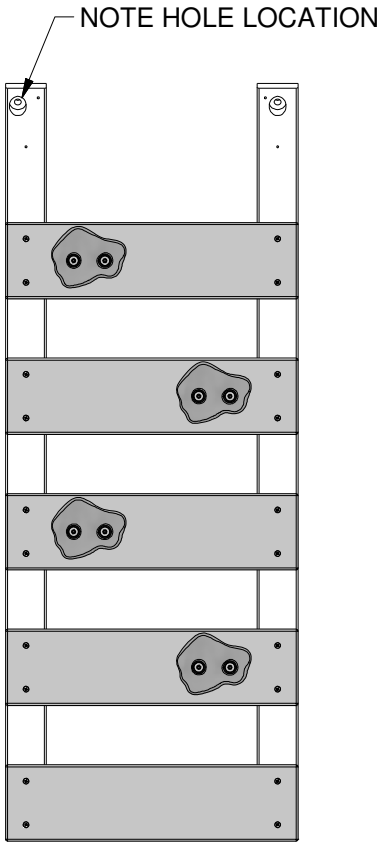

SLIDE ASSEMBLY

STEP 1

A6P00391 (1) | 6 FT SLIDE BED

M77 (1) | SLIDE BRACE - W4L13297
5/8"x3 3/8"x14 1/4" (16x86x362)

H100115 (2) | BOLT WH
5/16x1/2

H100074 (2) | T-NUT
5/16

NOTE:
TAKE NOTE OF SLIDE BED SURFACE FINISH, THE DULL SIDE WILL BE TOWARDS THE GROUND. PLACE SLIDE BRACE CENTERED ON THE BOTTOM (DULL SIDE) AND 1/2" FROM THE EDGE. USE M77 BOARD AS A TEMPLATE FOR DRILLING BOTTOM HOLE PATTERN IN SLIDE BED. USE A 5/16" DRILL BIT.

TIP:
PRE-BENDING THE ENDS WILL EASE ASSEMBLY. PLACING THE SLIDE BED OUT IN THE SUN MAKES IT EASIER TO BEND.

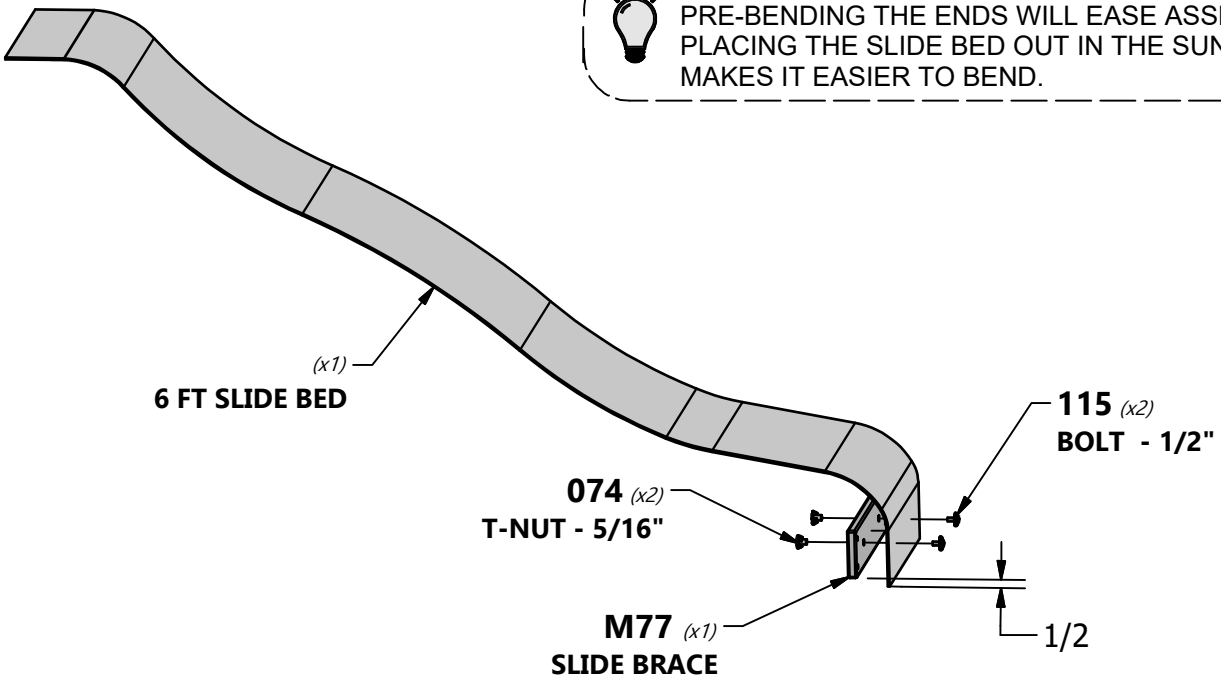



SLIDE ASSEMBLY

STEP 2

M78 (1) | **SLIDE BRACE - W4L13298**
5/8"x3 3/8"x14 1/4" (16x86x362)

A6P00390 (1) | **6 FT SLIDE RAIL RIGHT**

A6P00389 (1) | **6 FT SLIDE RAIL LEFT**

H100090 (16) | **SCREW PFH**
8x2 1/2"

NOTE:

USING A 1/8" DRILL BIT, DRILL PILOT HOLES IN EACH INDENTATION ALONG EACH SIDE RAIL. THERE SHOULD BE 8 INDENTIONS ON EACH RAIL.

PLACE THE SLIDE RAIL ON FLAT SURFACE. STARTING AT THE BOTTOM, INSERT THE SLIDE BED INTO THE CHANNEL ON THE INSIDE OF THE RAIL. HOLD THE SLIDE BED IN PLACE WHILE A HELPER BENDS THE SLIDE BED INO THE CHANNEL. MAKE SURE THE SLIDE BED IS COMPLETELY INSERTED INTO THE CHANNEL.

INSERT THE CENTER SLIDE BRACE INTO THE RESPECTIVE LOCATION. SECURE THE SLIDE BED AND CENTER USING THE PROVIDED HARDWARE.

PLACE SECOND SLIDE RAIL ASSEMBLY OVER THE TOP OF THE SLIDE BED AND M78 CENTER SLIDE BRACES. INSERT THE SLIDE BED AND CENTER SLIDE BRACES INTO THE SLIDE CAVITY. MAKE SURE SLIDE BED IS COMPLETELY IN THE SLIDE CAVITY.

FAILURE TO INSERT SLIDE BED COMPLETELY AND SECURED MAY RESULT IN INJURY OR AMPUTATION. EXPOSED SLIDE EDGES CAN BE SHARP AND BECOME A LACERATION HAZARD IF THE SLIDE IS NOT PROPERLY ASSEMBLED.

TIP:
A HELPER IS REQUIRED FOR THIS STEP.

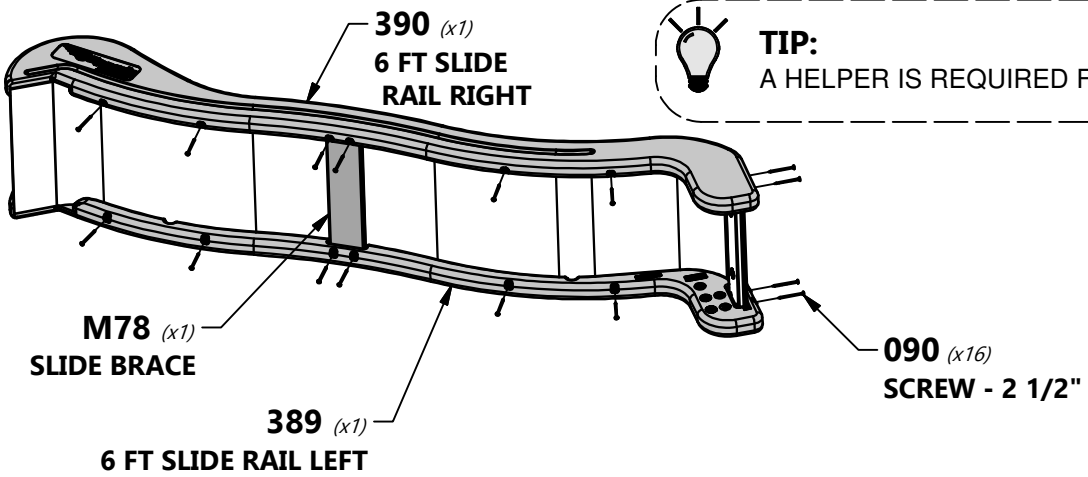

SWING BEAM

STEP 1



SB74 (1) | **SWING BEAM 2 POSITION - W4L13291**
2"x5 1/4"x68 3/4" (50x134x1745)

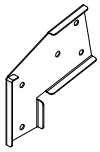

A100325 (1) | **SWING BEAM EXTENSION BRACKET-LEFT**

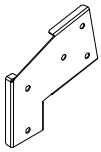

A100326 (1) | **SWING BEAM EXTENSION BRACKET-RIGHT**

A100140 (2) | **L BRACKET 66x66x127**

A100175 (1) | **BYD ID TAG (MEDIUM) AGES 3-10**

H100047 (2) | **BOLT HEX**
5/16x2 3/4

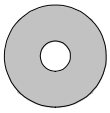

H100105 (4) | **WASHER FLAT**
8x27

H100110 (2) | **NUT LOCK**
5/16

H100011 (3) | **BOLT WH**
5/16x1 3/4



H100005 (3) | **NUT BARREL WH**
5/16x7/8

H100128 (4) | **SCREW PWH**
8x5/8

140 *(x2)*
L BRACKET 66x66x127

047 *(x2)*
BOLT - 2 3/4"

105 *(x4)*
WASHER - 8x27

175 *(x1)*
BYD ID TAG (MEDIUM) AGES 3-10

110 *(x2)*
NUT - 5/16"

011 *(x3)*
BOLT - 1 3/4"

128 *(x4)*
SCREW - 5/8

SB74 *(x1)*
SWING BEAM 2 POSITION

005 *(x3)*
NUT BARREL - 7/8"

326 *(x1)*
SWING BEAM EXTENSION BRACKET-RIGHT

325 *(x1)*
SWING BEAM EXTENSION BRACKET-LEFT

SWING BEAM

STEP 2

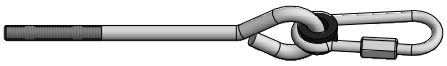

H100099 (4) | **SWING HANGER** *5/16x9 1/2*

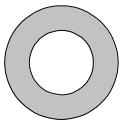

H100103 (4) | **WASHER SAFETY** *17x30*

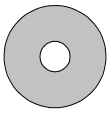

H100105 (4) | **WASHER FLAT** *8x27*

H100110 (4) | **NUT LOCK** *5/16*

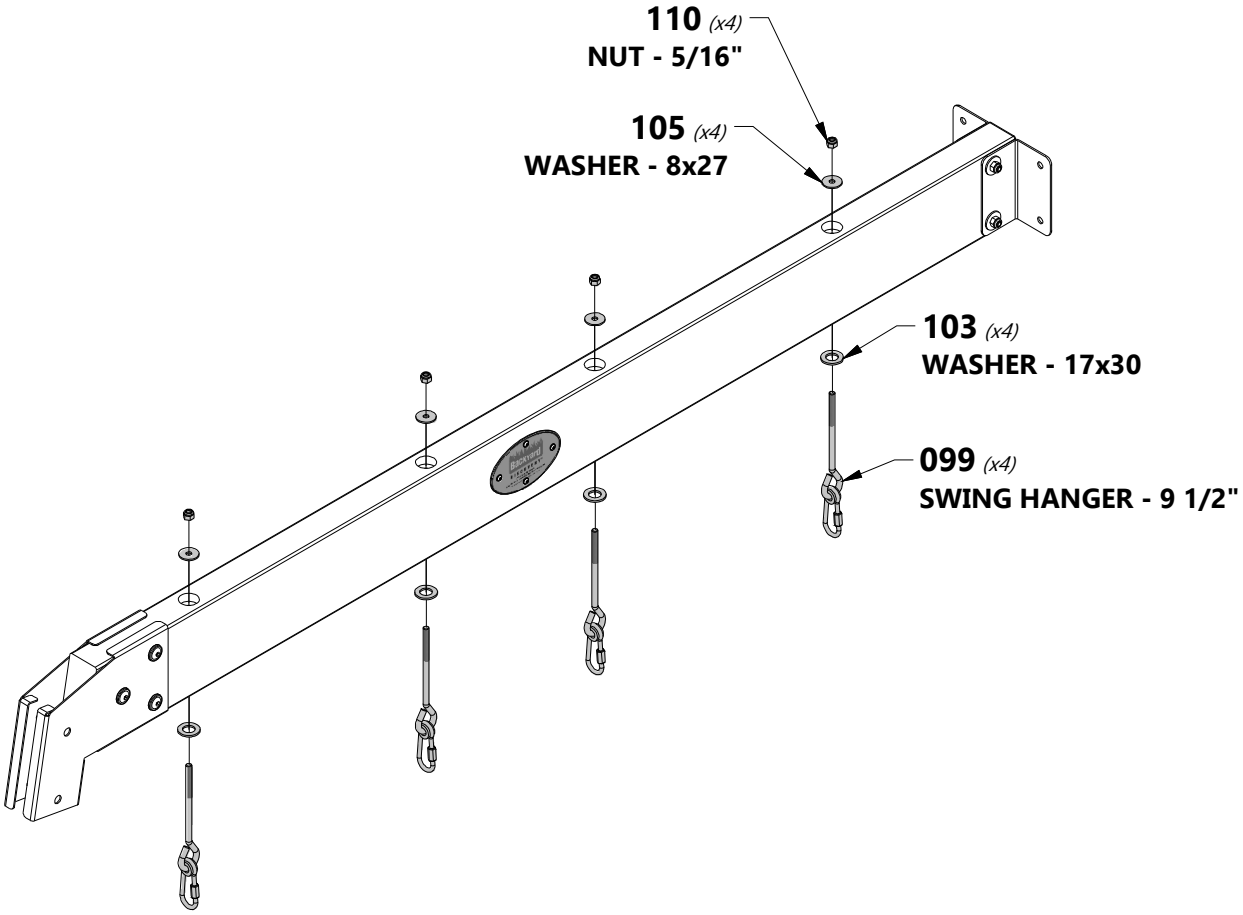

SWING BEAM

STEP 3

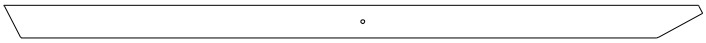

E77 (2) | **ANGLE BRACE - W4L13293**
1 3/8"x3 3/8"x72 7/8" (36x86x1850)

W71 (1) | **SWING BEAM SUPPORT - W4L13292**
2"x3 3/8"x44 1/4" (50x86x1123)

H79 (1) | **END SUPPORT - W4L13294**
1"x3 1/2"x39 1/2" (24x86x1000)

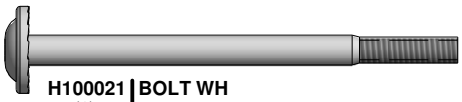

H100021 (1) | **BOLT WH**
5/16x4 1/2

H100013 (2) | **BOLT WH**
5/16x2 1/4

H100027 (2) | **LAG SCREW WH**
5/16x2

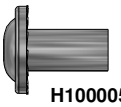

H100005 (1) | **NUT BARREL WH**
5/16x7/8

H100031 (1) | **WASHER LOCK EXT**
12x19

H100030 (5) | **WASHER LOCK EXT**
8x19

H100074 (2) | **T-NUT**
5/16

W71 *(x1)*
SWING BEAM SUPPORT

031 *(x1)*
WASHER - 12x19

005 *(x1)*
NUT BARREL - 7/8"

030 *(x1)*
WASHER - 8x19

021 *(x1)*
BOLT - 4 1/2"

E77 *(x1)*
ANGLE BRACE

H79 *(x1)*
END SUPPORT

E77 *(x1)*
ANGLE BRACE

074 *(x2)*
T-NUT - 5/16"

027 *(x2)*
LAG SCREW - 2"

030 *(x2)*
WASHER - 8x19

030 *(x2)*
WASHER - 8x19

013 *(x2)*
BOLT - 2 1/4

SWING BEAM

STEP 4

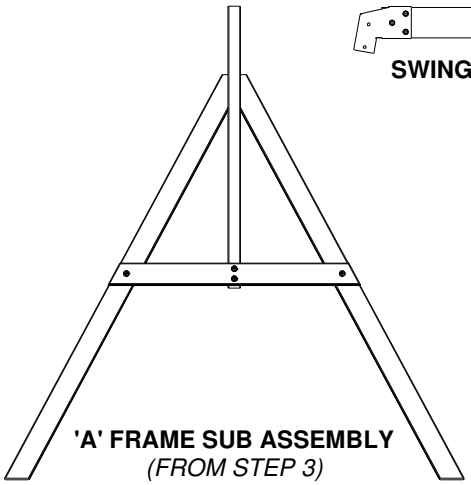

'A' FRAME SUB ASSEMBLY
(FROM STEP 3)

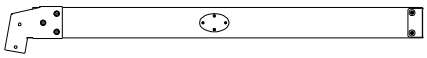

SWING BEAM SUB ASSEMBLY
(FROM STEP 2)

H100011 *(2)* | **BOLT WH** *5/16x1 3/4*



H100005 *(2)* | **NUT BARREL WH** *5/16x7/8*

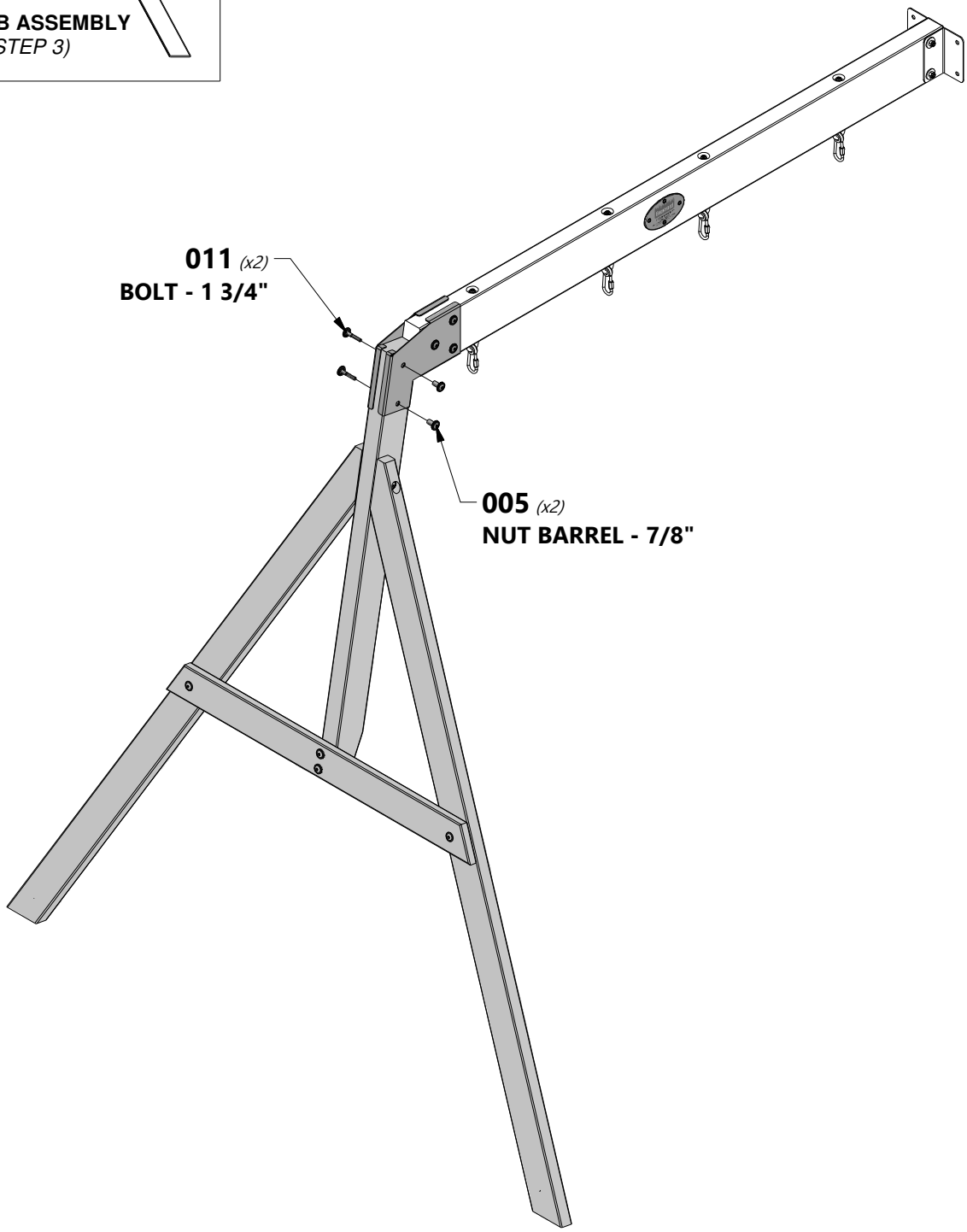

FORT ASSEMBLY

STEP 1

H8 (1) | **FLOOR RAIL - W4L13295**
1"x3 3/8"x36 5/8" (24x86x930)

M5 (1) | **GROUND RAIL - W4L13209**
5/8"x3 3/8"x36 5/8" (16x86x930)

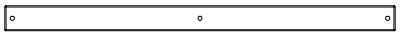

N3 (1) | **TOP RAIL - W4L13220**
5/8"x2 3/8"x36 5/8" (16x60x930)

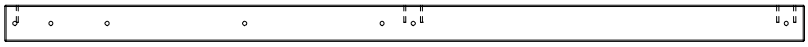

E1 (1) | **RIGHT FRONT UPRIGHT - W4L15660**
1 3/8"x3 3/8"x75" (36x86x1905)

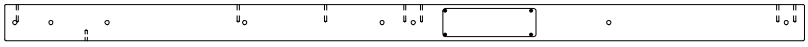

E2 (1) | **POST ASSEMBLY - W2A02839**
1 7/16"x3 3/8"x75" (36x86x1905)

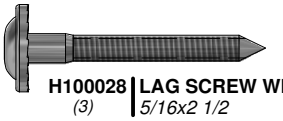

H100028 (3) | **LAG SCREW WH**
5/16x2 1/2

H100027 (6) | **LAG SCREW WH**
5/16x2

H100030 (9) | **WASHER LOCK EXT**
8x19

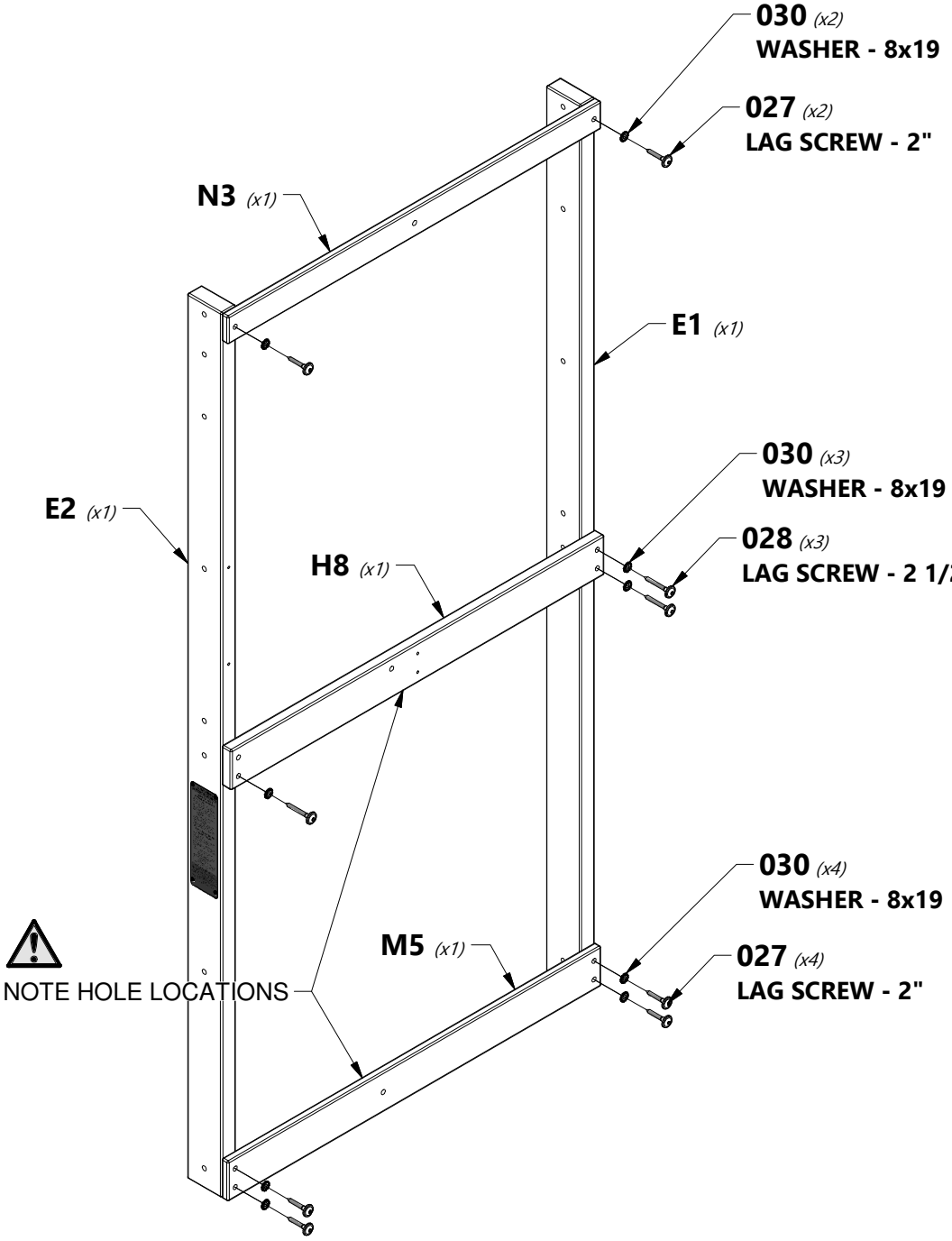

FORT ASSEMBLY

STEP 2

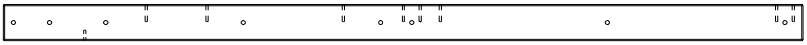

E3 (1) | **LEFT BACK UPRIGHT - W4L13210**
1 3/8"x3 3/8"x75" (36x86x1905)

E4 (1) | **RIGHT BACK UPRIGHT - W4L13211**
1 3/8"x3 3/8"x75" (36x86x1905)

M1 (1) | **GROUND RAIL - W4L13215**
5/8"x3 3/8"x36 5/8" (16x86x930)

H1 (1) | **FLOOR RAIL - W4L13212**
1"x3 3/8"x36 5/8" (24x86x930)



N2 (2) | **SIDE RAIL - W4L13218**
5/8"x2 3/8"x36 5/8" (16x60x930)

H100028 (4) | **LAG SCREW WH**
5/16x2 1/2

H100027 (8) | **LAG SCREW WH**
5/16x2

H100030 (12) | **WASHER LOCK EXT**
8x19

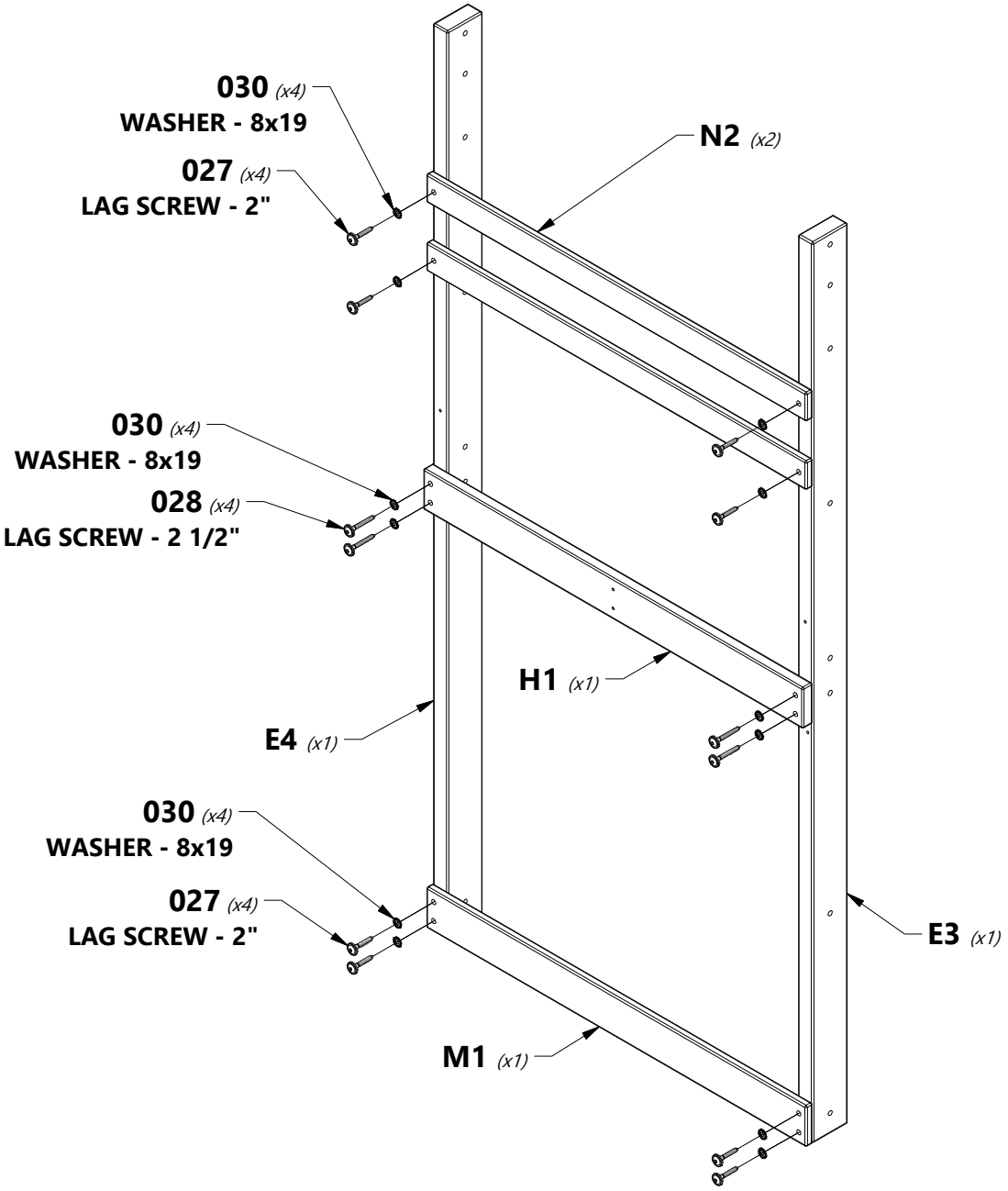

FORT ASSEMBLY

STEP 3

M3 (1) | **ANGLE GROUND RAIL - W4L13217**
5/8"x3 3/8"x65 5/8" (16x86x1666)

N1 (1) | **SIDE RAIL - W4L13214**
5/8"x2 3/8"x24 1/8" (16x60x612)



H2 (1) | **FLOOR RAIL - W4L13213**
1"x3 3/8"x26" (24x86x660)

H4 (2) | **FLOOR SUPPORT - W4L13222**
1"x3 3/8"x3 3/8" (24x86x86)

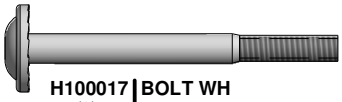

H100017 (2) | **BOLT WH**
5/16x3 1/4

H100074 (6) | **T-NUT**
5/16

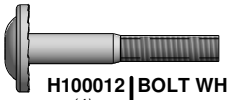

H100012 (4) | **BOLT WH**
5/16x2

H100030 (6) | **WASHER LOCK EXT**
8x19

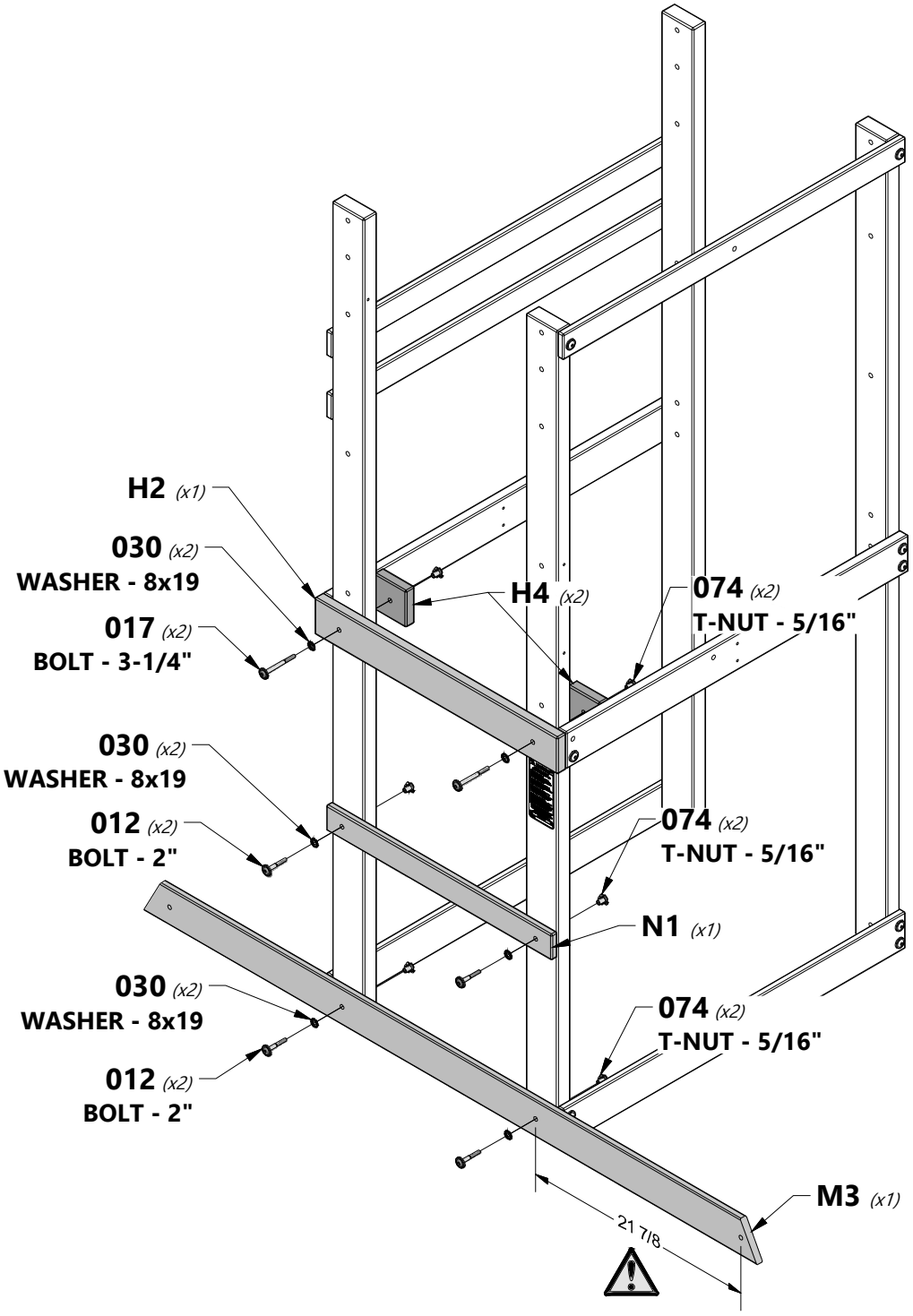

FORT ASSEMBLY

STEP 4



M2 (1) | **GROUND RAIL - W4L13216**
5/8"x3 3/8"x25 3/8" (16x86x644)



H2 (1) | **FLOOR RAIL - W4L13213**
1"x3 3/8"x26" (24x86x660)

H4 (2) | **FLOOR SUPPORT - W4L13222**
1"x3 3/8"x3 3/8" (24x86x86)

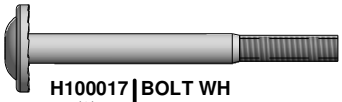

H100017 (2) | **BOLT WH**
5/16x3 1/4

H100074 (4) | **T-NUT**
5/16

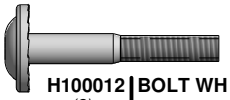

H100012 (2) | **BOLT WH**
5/16x2

H100030 (4) | **WASHER LOCK EXT**
8x19

H2 *(x1)*

030 *(x2)*
WASHER - 8x19

017 *(x2)*
BOLT - 3-1/4"

074 *(x2)*
T-NUT - 5/16"

H4 *(x2)*

030 *(x2)*
WASHER - 8x19

012 *(x2)*
BOLT - 2"

074 *(x2)*
T-NUT - 5/16"

M2 *(x1)*

FORT ASSEMBLY

STEP 5

H3 (1) | **FLOOR RAIL - W4L13221**
1"x3 3/8"x24 1/8" (24x86x612)

T1 (2) | **FLOOR SUPPORT - W4L13289**
15/16"x1 5/16"x17 1/4" (24x34x438)

A100314 (1) | **"A" REVISION TAG**

H100090 (4) | **SCREW PFH**
8x2 1/2"

H100089 (10) | **SCREW PFH**
8x1 3/4

H100128 (2) | **SCREW PWH**
8x5/8

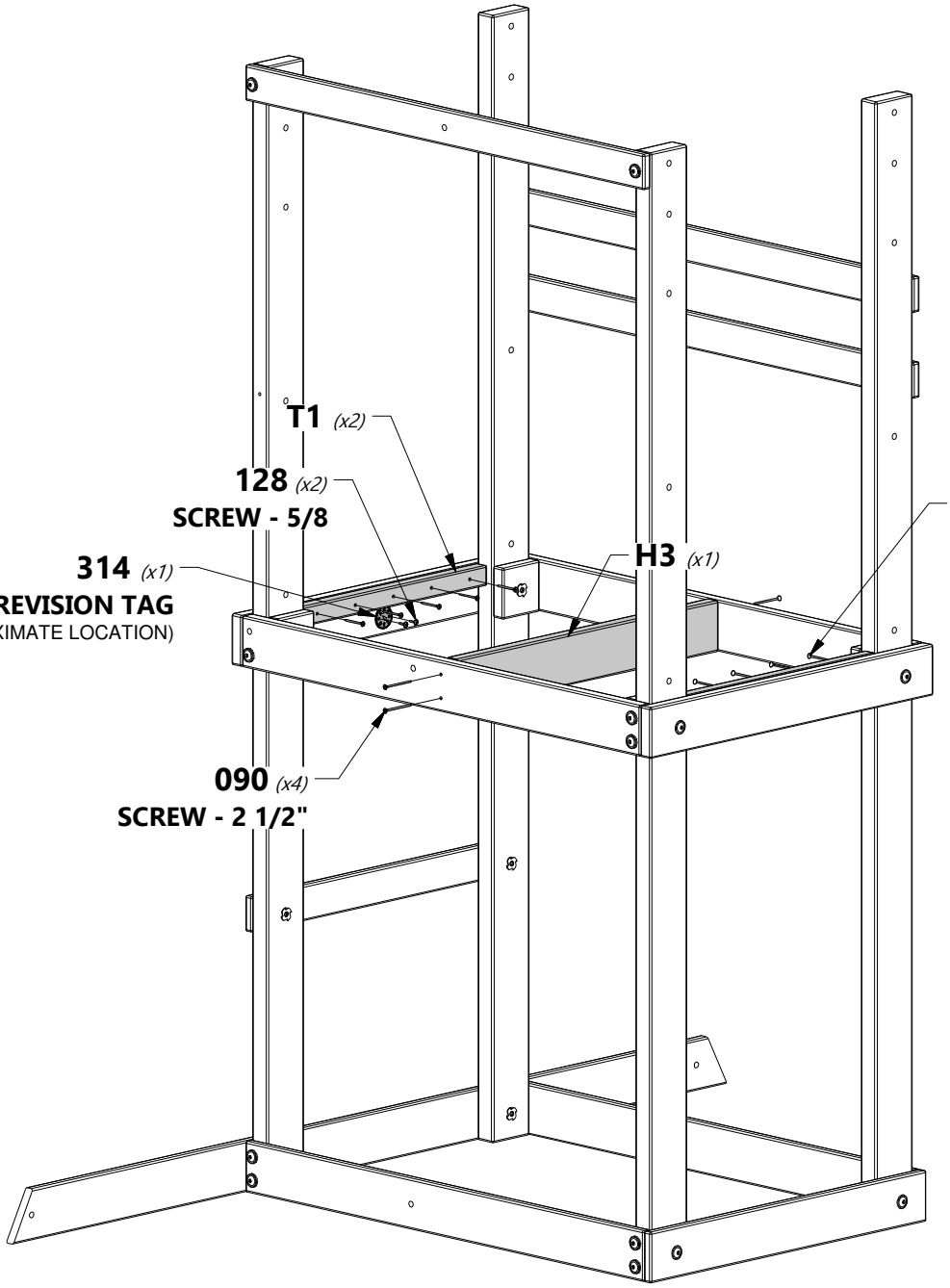

FORT ASSEMBLY

STEP 6



L1 (1) | **FLOOR BOARD - W4L13223**
5/8"x4 3/8"x33 3/4" (16x112x856)

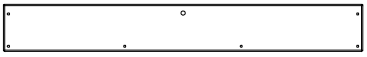

L2 (1) | **FLOOR BOARD - W4L13225**
5/8"x4 3/8"x33 3/4" (16x112x856)

H100027 (2) | **LAG SCREW WH**
5/16x2

H100030 (2) | **WASHER LOCK EXT**
8x19

M4 (5) | **FLOOR BOARD - W4L13224**
5/8"x3 3/8"x36 5/8" (16x86x930)



N2 (1) | **SIDE RAIL - W4L13218**
5/8"x2 3/8"x36 5/8" (16x60x930)

H100086 (43) | **SCREW PFH**
8x1 1/2

NOTE:
INSTALL FLOOR BEFORE N2 BOARD.

030 *(x2)*
WASHER - 8x19

027 *(x2)*
LAG SCREW - 2"

N2 *(x1)*

L1 *(x1)*

L2 *(x1)*

NOTE HOLE LOCATION

086 *(x43)*
SCREW - 1 1/2"

M4 *(x5)*

FORT ASSEMBLY

STEP 7



A6P00380 (1) | MESH PANEL

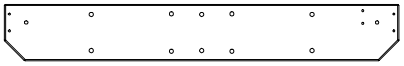

G2 (1) | TOP RAIL - W4L13228
1"x5 1/4"x37" (24x134x940)



N1 (3) | SIDE RAIL - W4L13214
5/8"x2 3/8"x24 1/8" (16x60x612)

H100013 (4) | BOLT WH
5/16x2 1/4

H100074 (10) | T-NUT
5/16

H100128 (2) | SCREW PWH
8x5/8

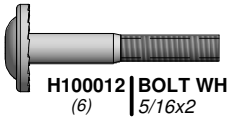

H100012 (6) | BOLT WH
5/16x2

H100030 (10) | WASHER LOCK EXT
8x19

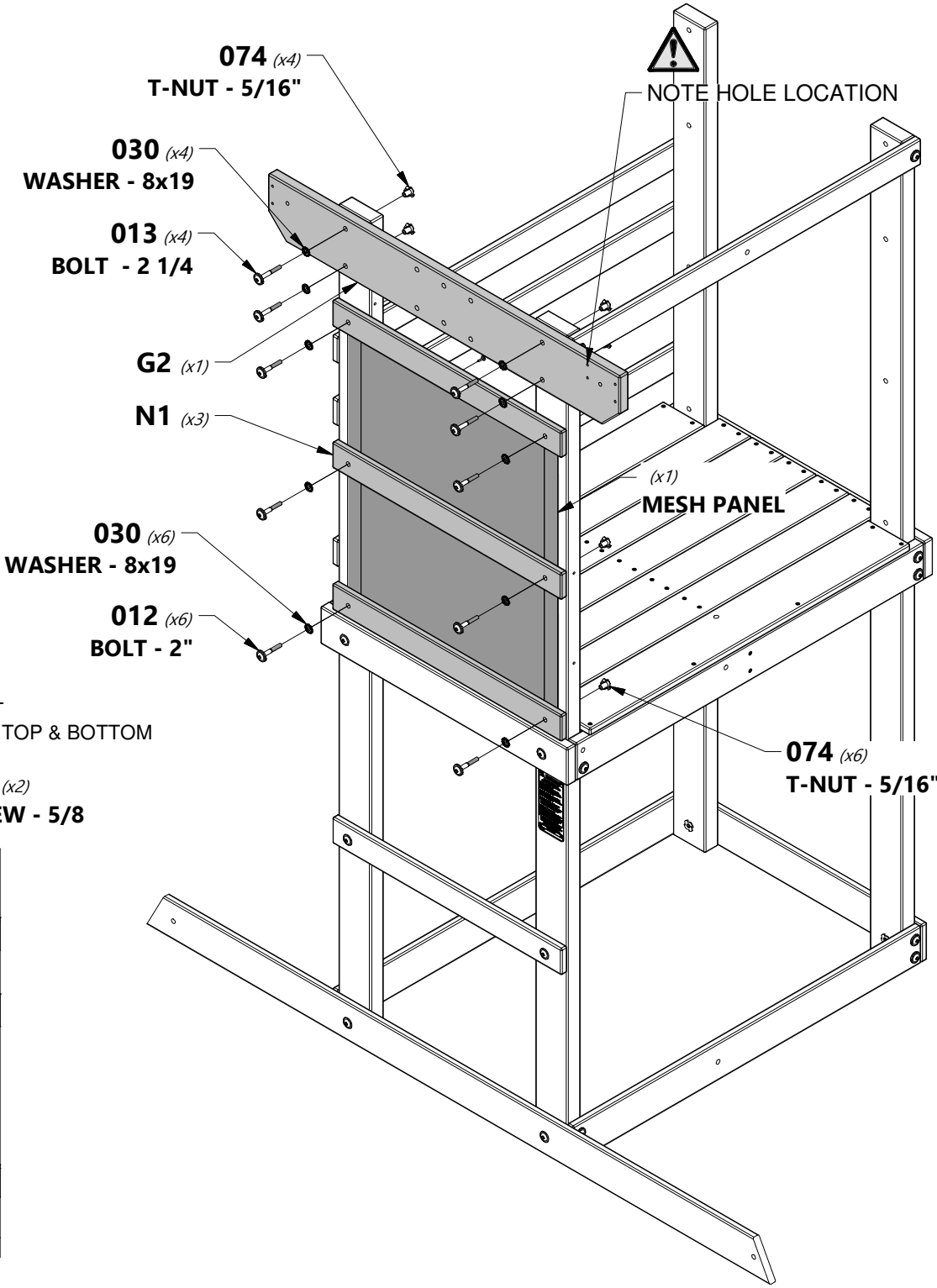

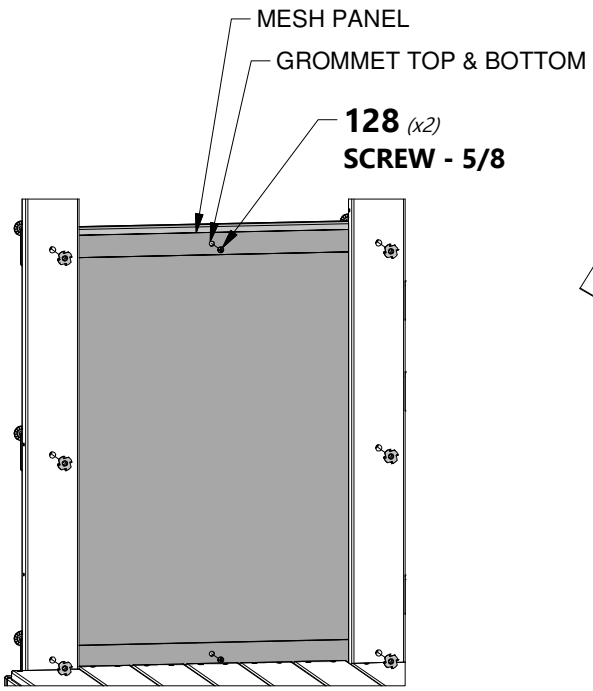

INSIDE VIEW

FORT ASSEMBLY

STEP 8



A6P00380 (1) | MESH PANEL

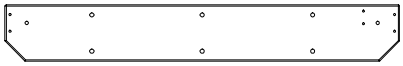

G1 (1) | TOP RAIL - W4L13219
1"x5 1/4"x37" (24x134x940)

N1 (3) | SIDE RAIL - W4L13214
5/8"x2 3/8"x24 1/8" (16x60x612)

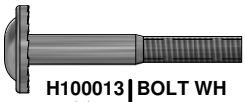

H100013 (4) | BOLT WH
5/16x2 1/4

H100074 (10) | T-NUT
5/16

H100128 (2) | SCREW PWH
8x5/8

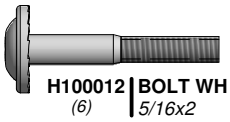

H100012 (6) | BOLT WH
5/16x2

H100030 (10) | WASHER LOCK EXT
8x19

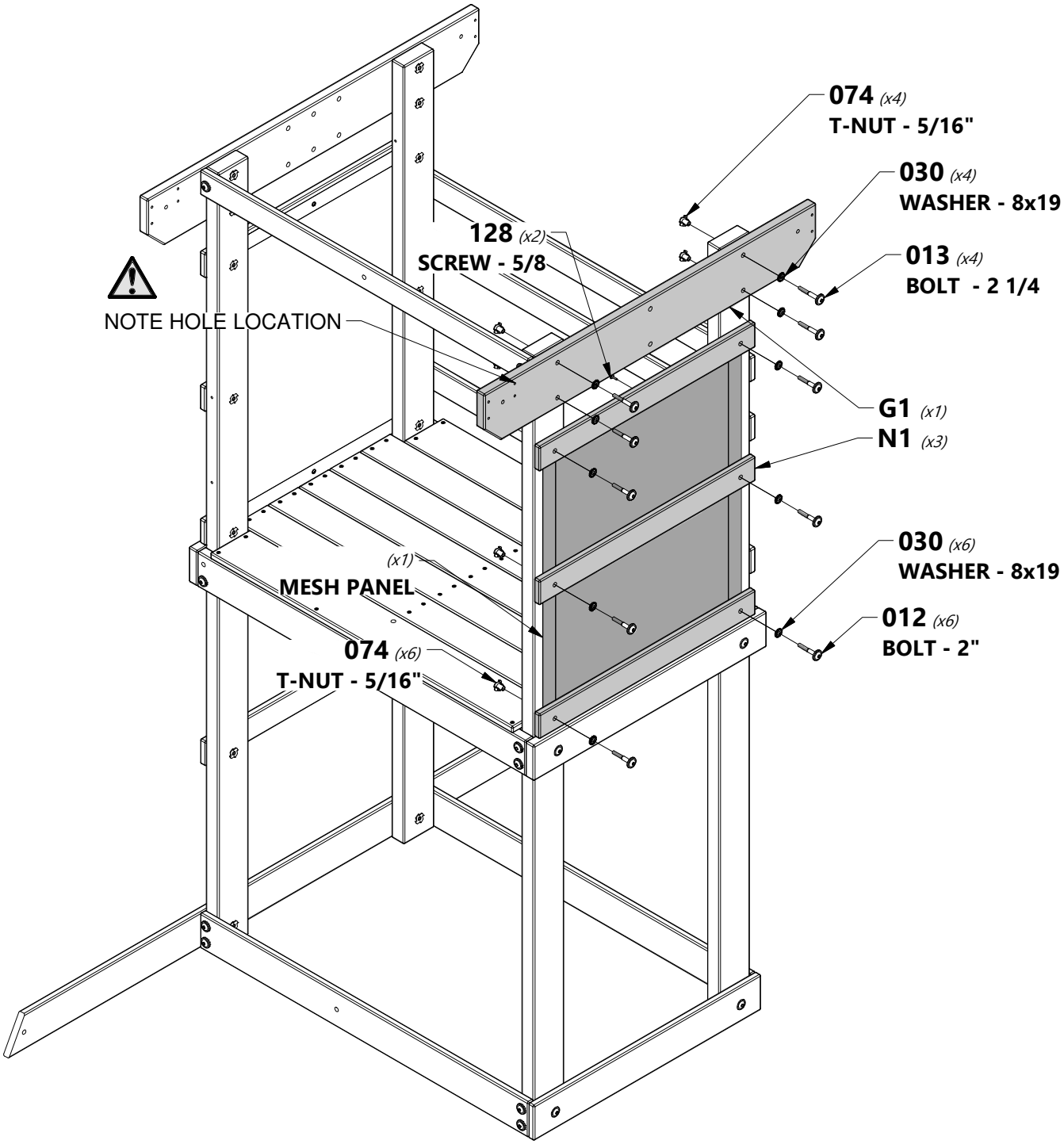

FORT ASSEMBLY

STEP 9

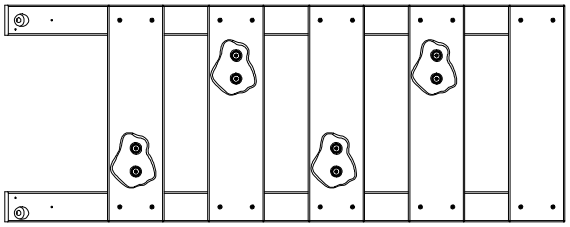

(1) **LADDER ASSEMBLY**

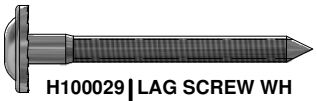

H100029 | **LAG SCREW WH** *5/16x3* (1)

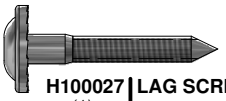

H100027 | **LAG SCREW WH** *5/16x2* (1)

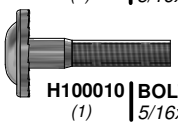

H100010 | **BOLT WH** *5/16x1-1/2* (1)

H100030 | **WASHER LOCK EXT** *8x19* (3)

H100074 | **T-NUT** *5/16* (1)

074 *(x1)*
T-NUT - 5/16"

010 *(x1)*
BOLT - 1 1/2"

029 *(x1)*
LAG SCREW - 3"

LADDER ASSEMBLY *(1)*

030 *(x3)*
WASHER - 8x19

027 *(x1)*
LAG SCREW - 2"

FORT ASSEMBLY

STEP 10



M6 (1) | **GROUND RAIL - W4L13296**
5/8"x3 3/8"x21 3/8" (16x86x542)

L5 (1) | **TOP LADDER RUNG - W4L13287**
5/8"x4 3/8"x16 7/8" (16x112x430)

A4M01046 (1) | **L BRACKET 2.5x38x55x55**



H100027 (1) | **LAG SCREW WH** *5/16x2*

H100115 (2) | **BOLT WH** *5/16x1/2*

H100004 (2) | **NUT BARREL WH** *5/16 x 5/8*

H100030 (1) | **WASHER LOCK EXT** *8x19*

H100031 (2) | **WASHER LOCK EXT** *12x19*

H100086 (4) | **SCREW PFH** *8x1 1/2*

L5 *(x1)*

086 *(x4)*
SCREW - 1 1/2"

1046 *(x1)*
L BRACKET 2.5x38x55x55

004 *(x2)*
NUT BARREL - 5/8"

030 *(x1)*
WASHER - 8x19

031 *(x2)*
WASHER - 12x19

027 *(x1)*
LAG SCREW - 2"

115 *(x2)*
BOLT - 1/2"

M6 *(x1)*

STEP 11

N6 (4) | **PICKET - W4L13281**
5/8"x2 3/8"x15 1/8" (16x60x385)

J2 (2) | **PICKET - W4L13282**
1"x2 3/8"x15 1/8" (24x60x385)

H100088 (16) | **SCREW PFH**
8x1 1/8

H100121 (8) | **SCREW PFH**
8x3/4

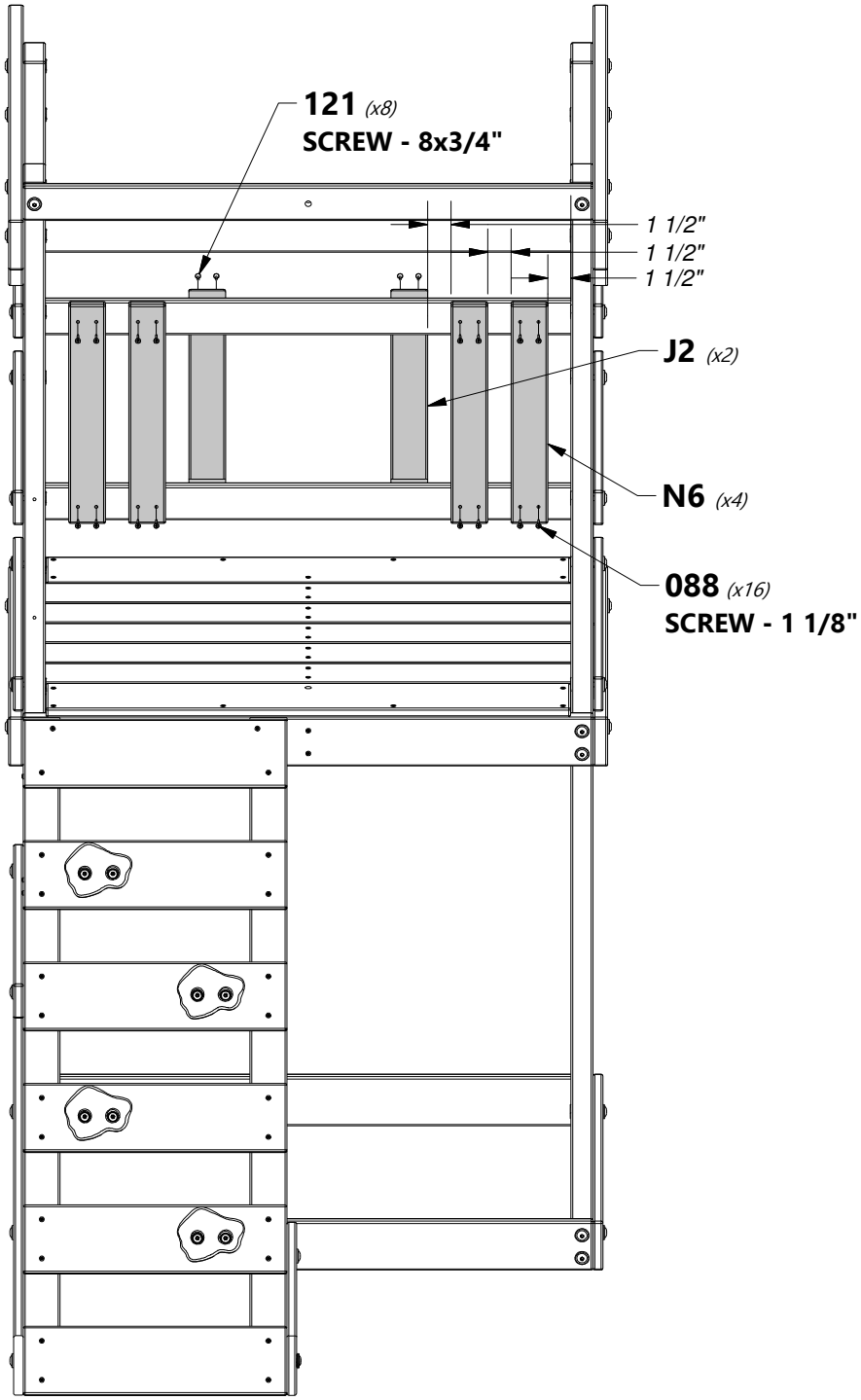

STEP 12



A6P00323 (1) | CHALK BOARD

H100392 (6) | SCREW PWH BLK 8x3/4

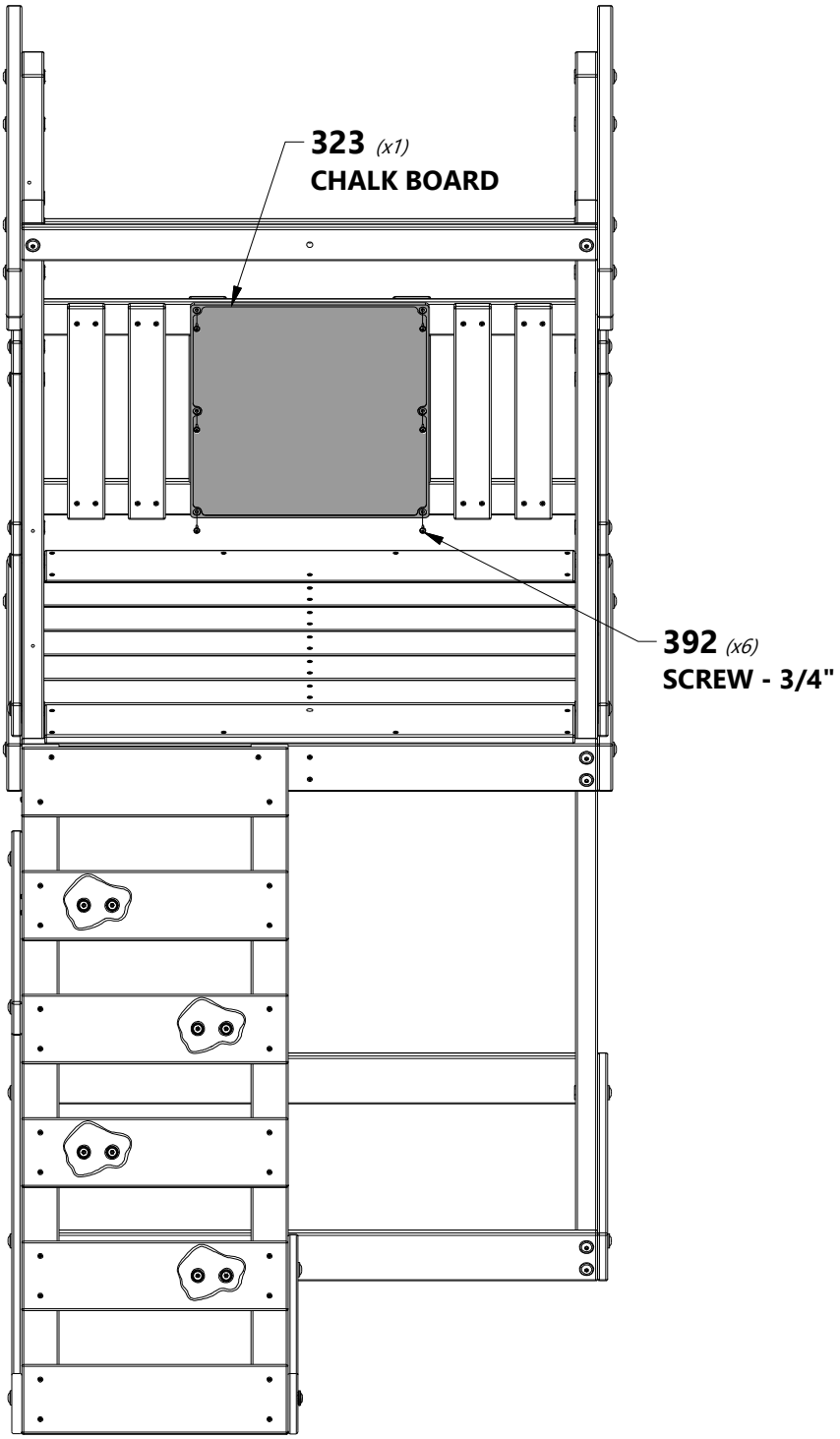

FORT ASSEMBLY

STEP 13

J1 (1) | **UPRIGHT - W4L13226**
1"x2"x36" (24x52x914)

A4M01046 (1) | **L BRACKET 2.5x38x55x55**



H100010 (1) | **BOLT WH** *5/16x1-1/2*

H100115 (1) | **BOLT WH** *5/16x1/2*

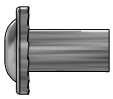

H100005 (1) | **NUT BARREL WH** *5/16x7/8*

H100145 (1) | **LAG SCREW WH** *1/4x1 1/2*

H100030 (1) | **WASHER LOCK EXT** *8x19*

H100031 (1) | **WASHER LOCK EXT** *12x19*

H100074 (1) | **T-NUT** *5/16*

074 *(x1)*
T-NUT - 5/16"

030 *(x1)*
WASHER - 8x19

010 *(x1)*
BOLT - 1 1/2"

J1 *(x1)*

145 *(x1)*
LAG SCREW - 1 1/2"

115 *(x1)*
BOLT - 1/2"

031 *(x1)*
WASHER - 12x19

1046 *(x1)*
L BRACKET 2.5x38x55x55

005 *(x1)*
NUT BARREL - 7/8"

FORT ASSEMBLY

STEP 14

H6 (1) | **ANGLE BRACE - W4L13288**
15/16"x3 3/8"x40 1/16" (24x86x1018)

H100010 (1) | **BOLT WH**
5/16x1-1/2

H100649 (1) | **LAG SCREW WH**
1/4x2 1/2

H100030 (1) | **WASHER LOCK EXT**
8x19

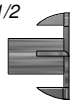

H100074 (1) | **T-NUT**
5/16

H100138 (1) | **WASHER LOCK EXT**
6x15

649 *(x1)*
LAG SCREW - 2 1/2"

138 *(x1)*
WASHER - 6x15

H6 *(x1)*

074 *(x1)*
T-NUT - 5/16"

030 *(x1)*
WASHER - 8x19

010 *(x1)*
BOLT - 1 1/2"

FORT ASSEMBLY

STEP 15

H5 (2) | **TOP RAIL - W4L13227**
1"x3 3/8"x36 5/8" (24x86x930)

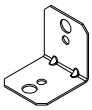

A4M01110 (4) | **90° L-BRACKET - BLK**

H100137 (4) | **BOLT WH**
1/4x1

H100490 (4) | **BOLT WH**
1/4x5/8

H100136 (4) | **NUT BARREL WH**
1/4x5/8

H100111 (8) | **SCREW PFH**
8x2

H100139 (4) | **WASHER LOCK EXT**
8x15

H100072 (4) | **T-NUT**
1/4

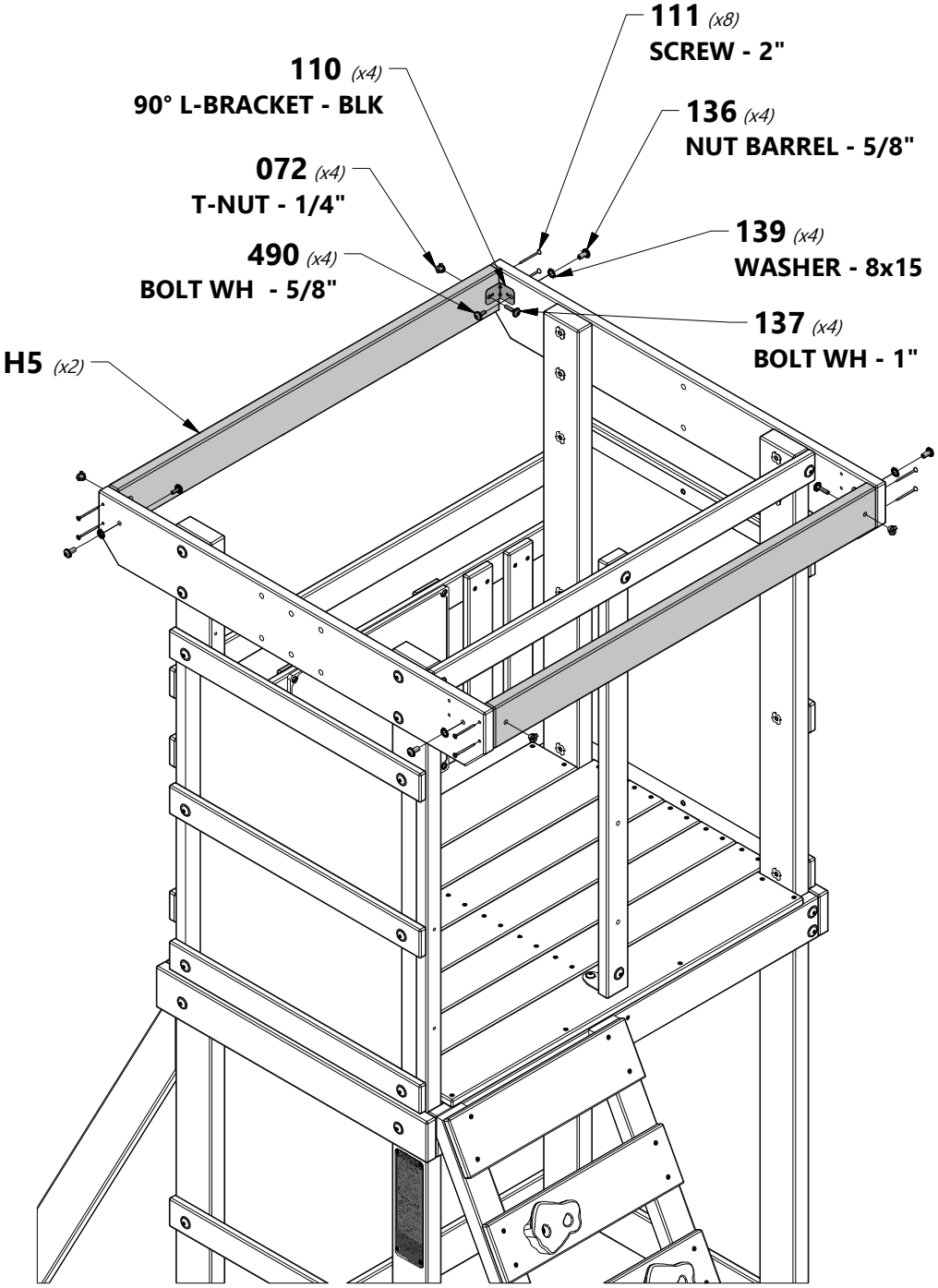

FORT ASSEMBLY

STEP 16



N5 (1) | **TOP RAIL - W4L13280**
5/8"x2 3/8"x36 5/8" (16x60x930)

N4 (2) | **TOP RAIL - W4L13229**
5/8"x2 3/8"x21 1/8" (16x60x538)

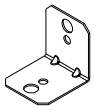

A4M01110 (2) | **90° L-BRACKET - BLK**

H100010 (4) | **BOLT WH**
5/16x1-1/2

H100030 (4) | **WASHER LOCK EXT**
8x19

H100074 (4) | **T-NUT**
5/16

H100490 (2) | **BOLT WH**
1/4x5/8

H100141 (2) | **BOLT WH**
1/4 x 1/2"

H100136 (2) | **NUT BARREL WH**
1/4x5/8

H100139 (2) | **WASHER LOCK EXT**
8x15

H100072 (2) | **T-NUT**
1/4

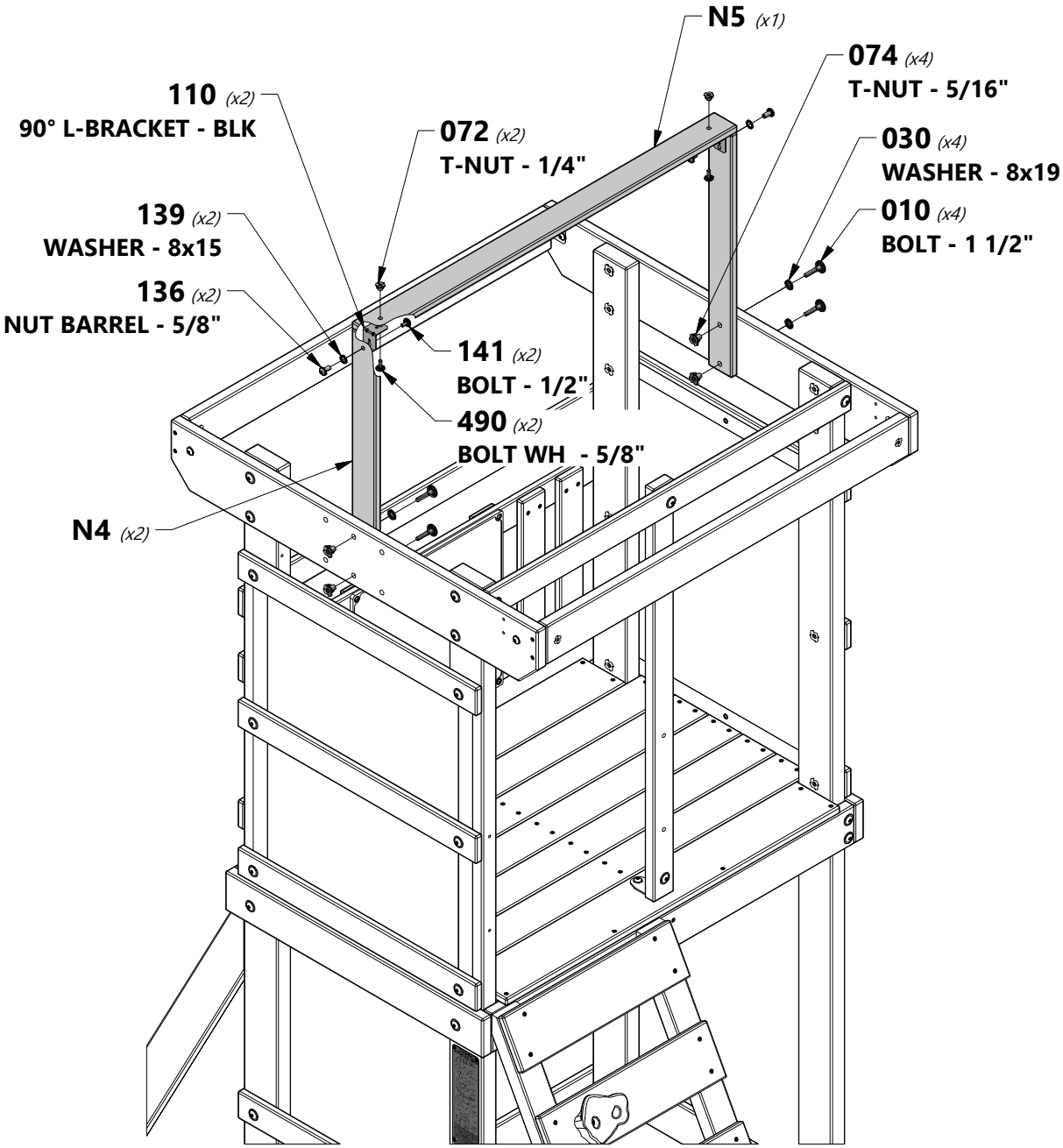

STEP 17

H7 (2) | **ANGLE BRACE - W4L13290**
15/16"x3 3/8"x11 13/16" (24x86x300)

H100649 (2) | **LAG SCREW WH**
1/4x2 1/2

H100138 (2) | **WASHER LOCK EXT**
6x15

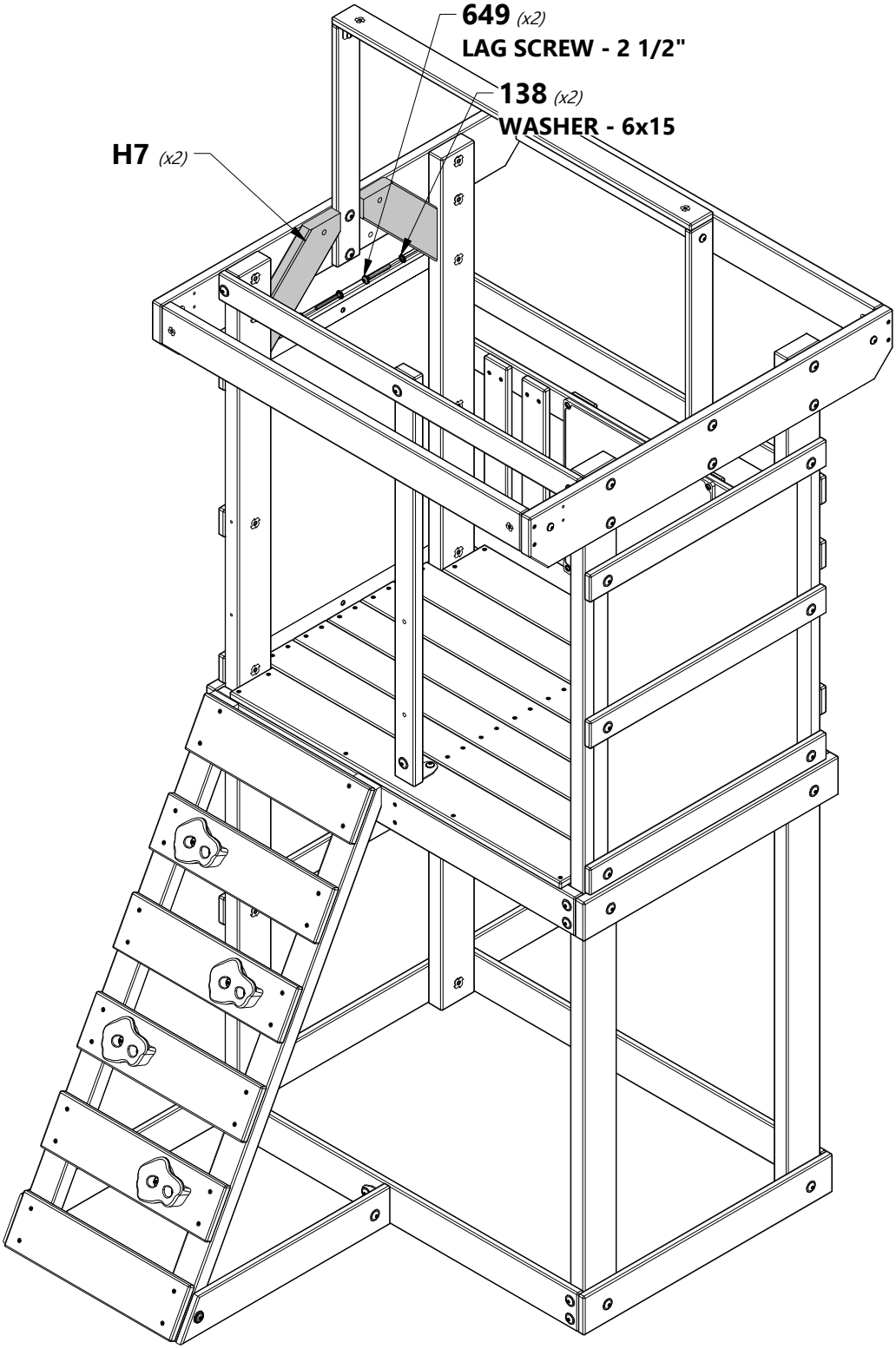

STEP 18

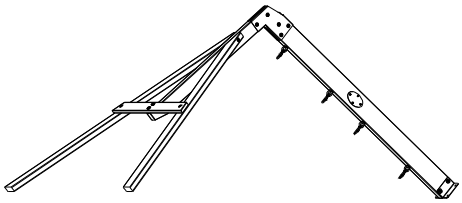

(1) **SWING BEAM ASSEMBLY**

H100044 | **BOLT HEX** *(2)* *5/16x2*

H100042 | **BOLT HEX** *(2)* *5/16x1 1/4*

H100105 | **WASHER FLAT** *(4)* *8x27*

H100095 | **WASHER SPLIT** *(4)* *5/16*

H100074 | **T-NUT** *(4)* *5/16*

105 *(x4)*
WASHER - 8x27

095 *(x4)*
WASHER - 5/16"

044 *(x2)*
BOLT HEX - 2"

042 *(x2)*
BOLT HEX - 1 1/4"
(BOTTOM HOLES)

(1) **SWING BEAM ASSEMBLY**

074 *(x4)*
T-NUT - 5/16"

STEP 19

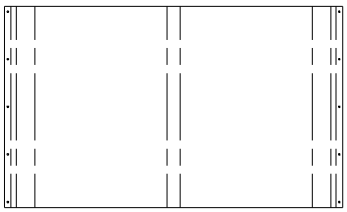

A6P00379 (1) | ROOF TARP

H100070 (10) | SCREW PWH 8x3/4

(x1)
ROOF TARP

070 (x10)
SCREW - 3/4"

1 3/16" APPROXIMATELY

STEP 20

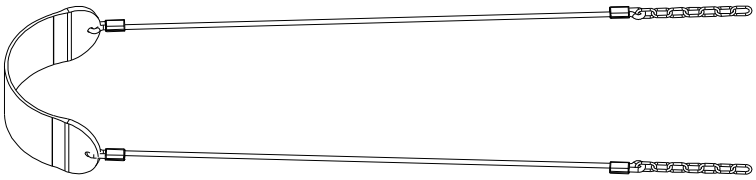

A6P00397 (2) | ROPE-CHAIN GREEN / SEAT GREEN

NOTE:
WHEN HANGING YOUR SWINGS, IT IS REQUIRED TO ONLY TRIM AROUND THE SPECIFIC CHAIN LOOP THAT ALLOWS THE BOTTOM OF THE SWING SEAT, (W*HE*N SITTING ON IT) TO BE NO LOWER THAN (35CM) 13 7/8 INCHES FROM THE GROUND.

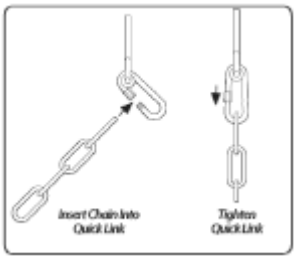

397 *(x2)*
SWING ASSEMBLY

STEP 21

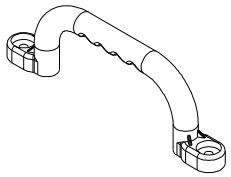

A100028 (2) | HAND GRIP GREEN PLASTIC

H100145 (2) | LAG SCREW WH 1/4x1 1/2

H100138 (4) | WASHER LOCK EXT 6x15

H100142 (2) | BOLT WH 1/4x1-1/4

H100072 (2) | T-NUT 1/4

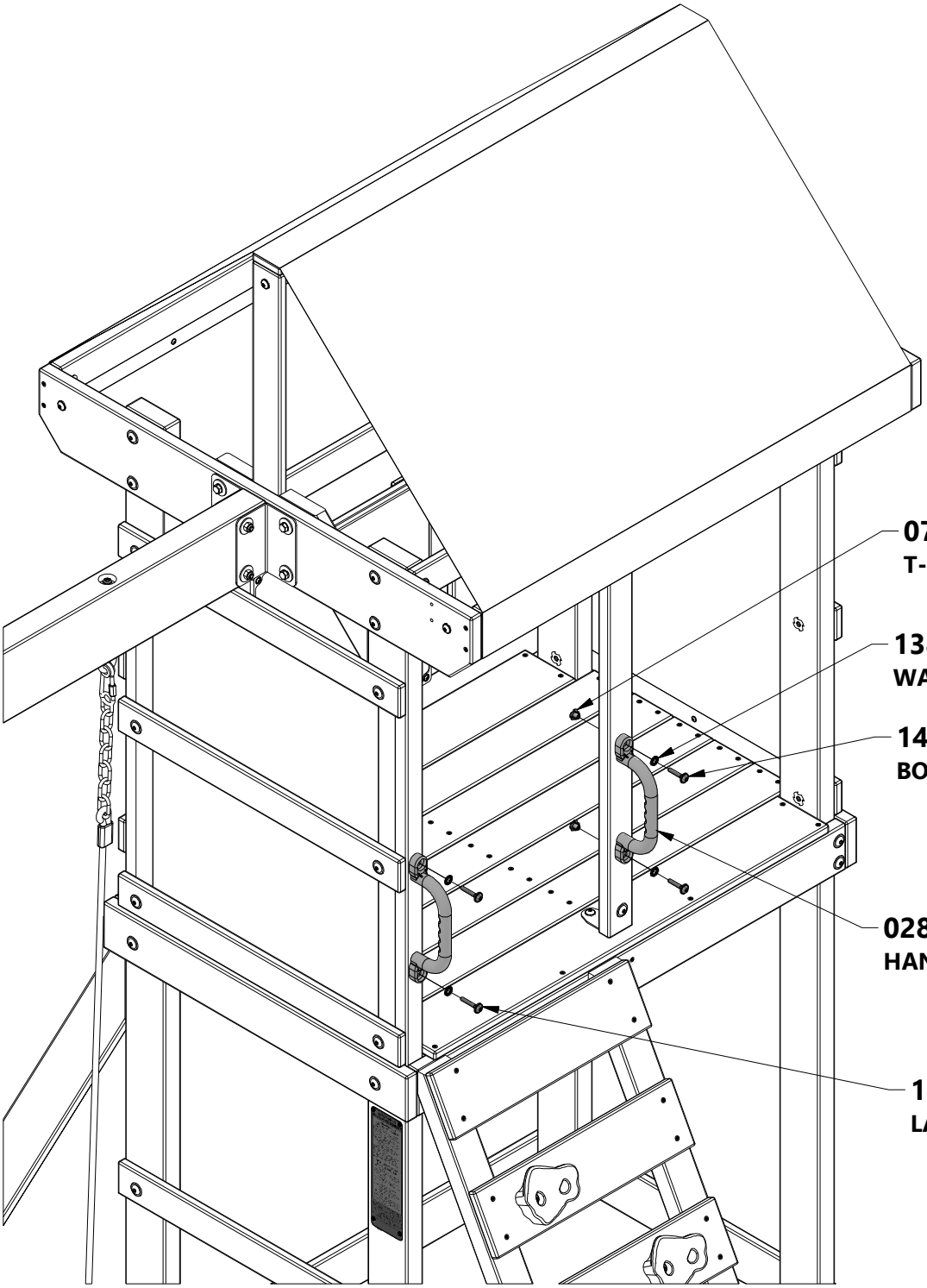

072 *(x2)*
T-NUT - 1/4"

138 *(x4)*
WASHER - 6x15

142 *(x2)*
BOLT WH - 1-1/4"

028 *(x2)*
HAND GRIP GREEN PLASTIC

145 *(x2)*
LAG SCREW - 1 1/2"

FORT ASSEMBLY

STEP 22



A100178 (6) | AUGER GROUND STAKE

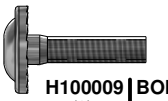

H100009 (2) | BOLT WH 5/16x1 1/4

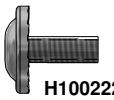

H100222 (4) | BOLT WH 5/16x3/4

H100031 (6) | WASHER LOCK EXT 12x19

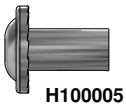

H100005 (2) | NUT BARREL WH 5/16x7/8

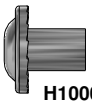

H100004 (4) | NUT BARREL WH 5/16 x 5/8

NOTE:
TWIST GROUND STAKES INTO GROUND IN LOCATIONS SHOWN.
USING GROUND STAKE AS A GUIDE, DRILL 7/16" HOLE FOR HARDWARE.

009 *(x2)*
BOLT - 1 1/4"

031 *(x2)*
WASHER - 12x19

005 *(x2)*
NUT BARREL - 7/8"

178 *(x2)*
AUGER GROUND STAKE

222 *(x4)*
BOLT - 3/4"

NOTE:
FAILURE TO USE GROUND STAKES CAN VOID WARRANTY & CAUSE INJURY!

178 *(x4)*
AUGER GROUND STAKE

004 *(x4)*
NUT BARREL - 5/8"

031 *(x4)*
WASHER - 12x19

STEP 23

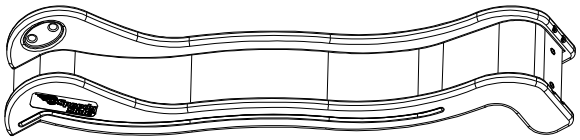

9208018 (1) | SLIDE ASSEMBLY

H100115 (2) | BOLT WH 5/16x1/2

H100074 (2) | T-NUT 5/16

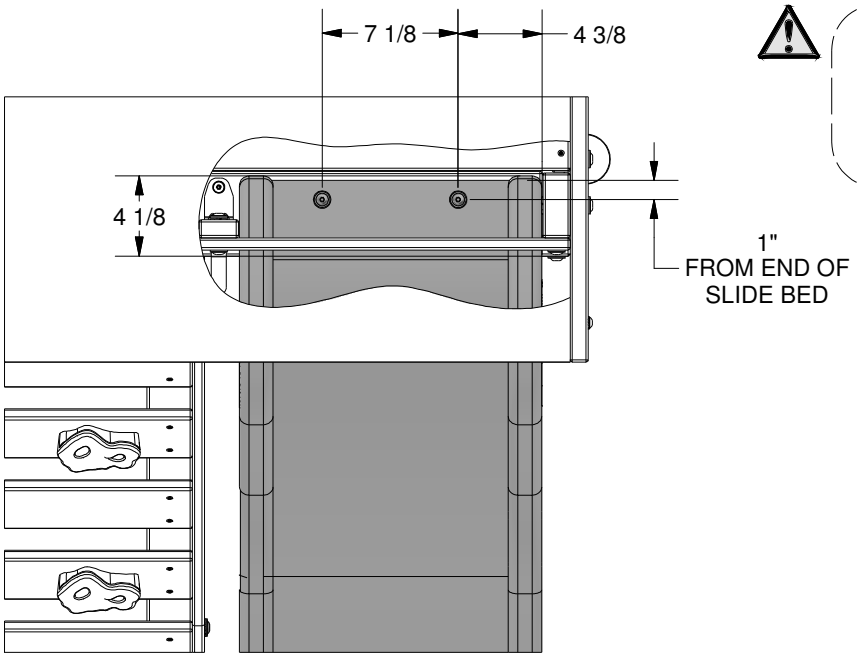

NOTE:
CENTER SLIDE IN OPENING. USING DIMENSIONS SHOWN AS A TEMPLATE, DRILL (2) 3/8" HOLES THROUGH SLIDE & DECK FOR HARDWARE.

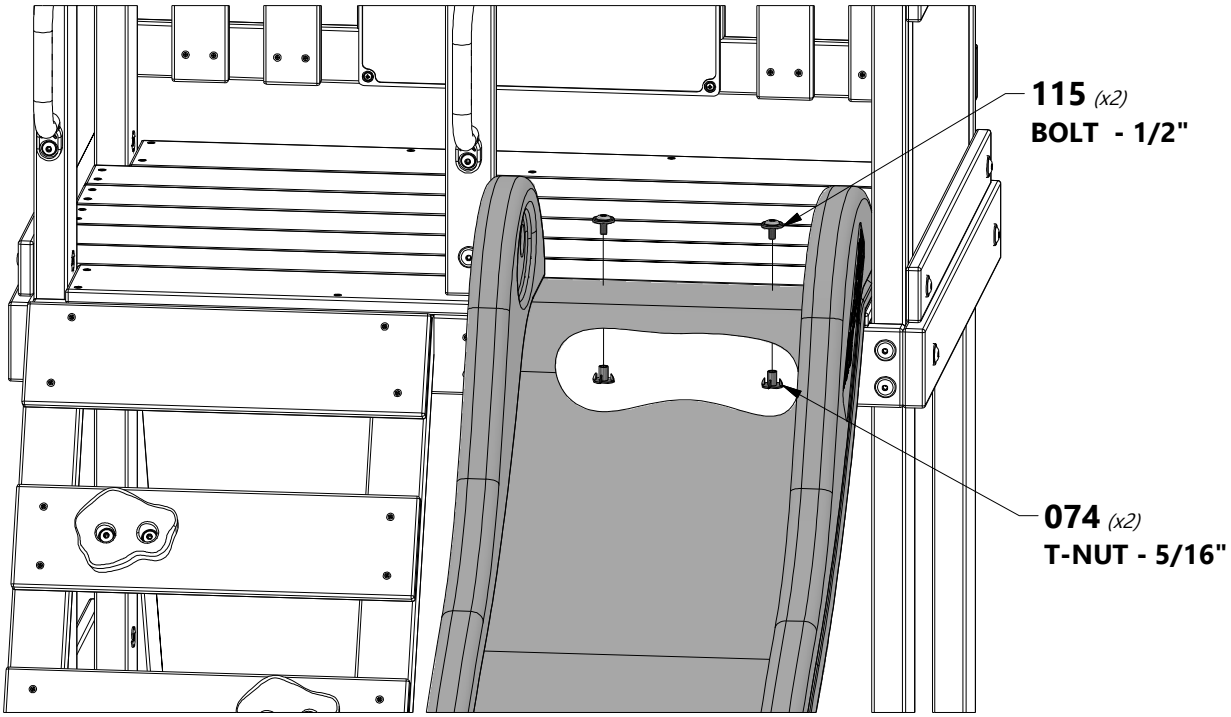

STEP 24

J3 | **SAFETY RAIL - W4L13299**
(1) | *1"x2 3/8"x36 5/8" (24x60x930)*
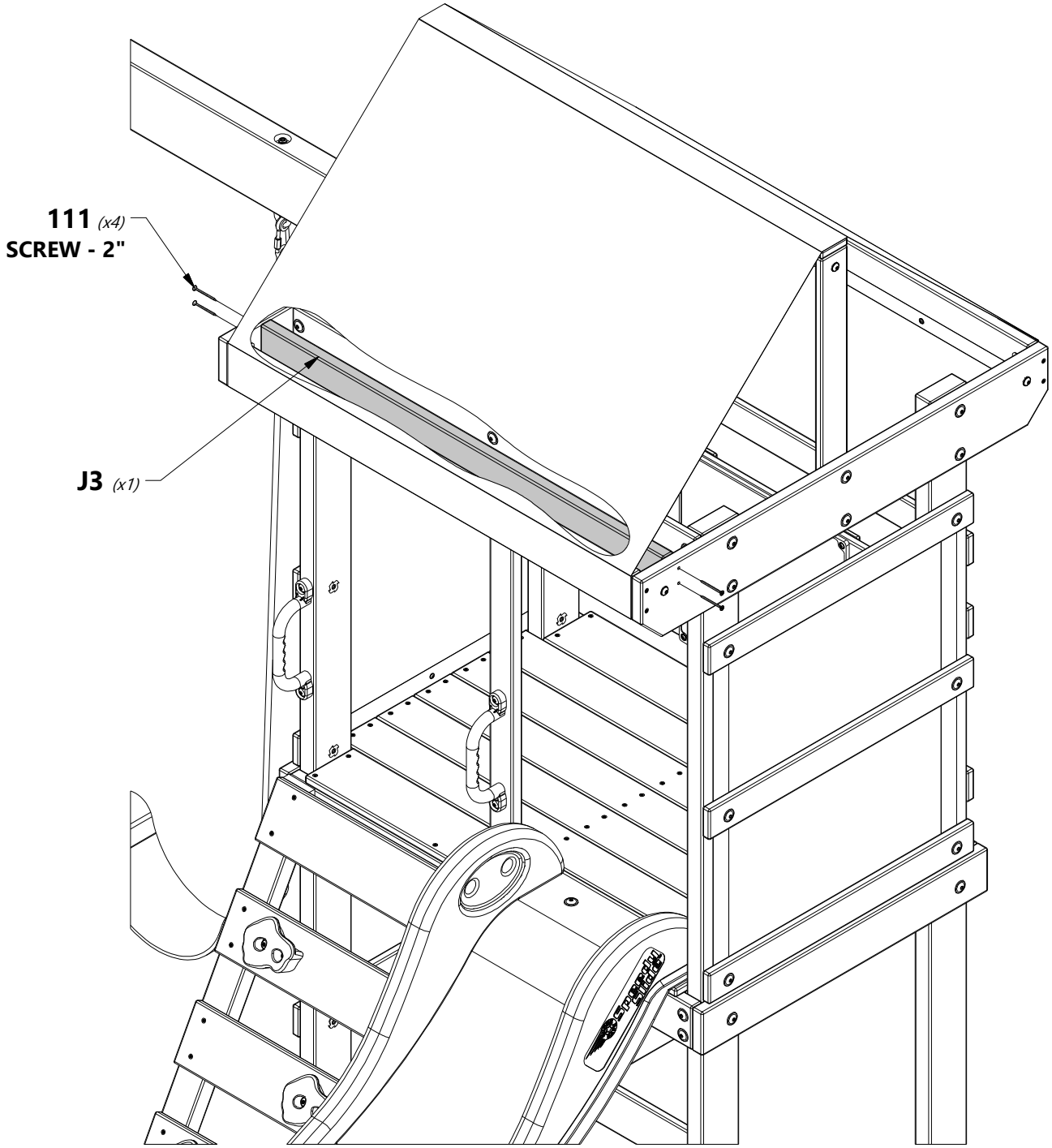
H100111 | **SCREW PFH**
(4) | *8x2*