

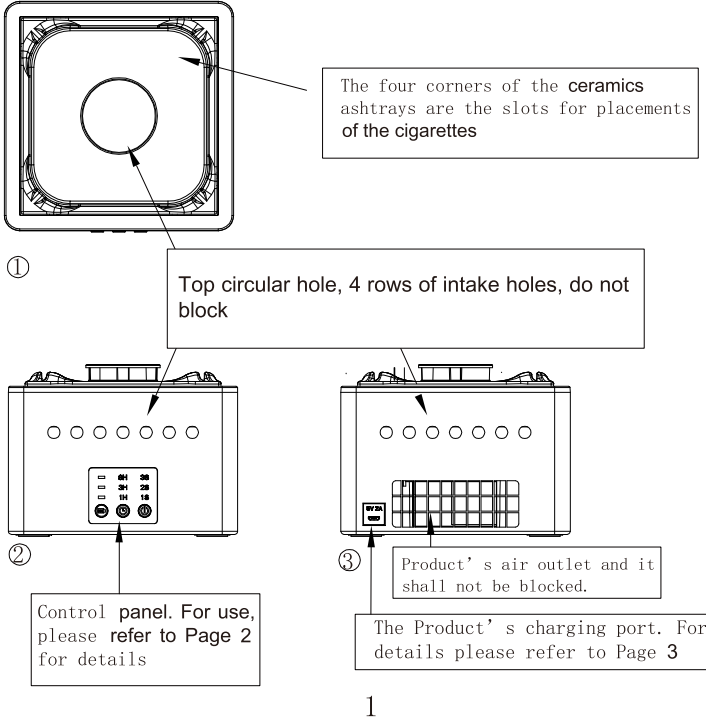
User Manual Air-purifying Ashtray

1. Appearance introduction

1.Product Size (cm): L15*W15*H10*

The following diagrams are respectively:

(1)top view (2) front view (3) rear view



1

2

Product charging (using the original charger can be achieved fast-charge function is expected to 5 hours)



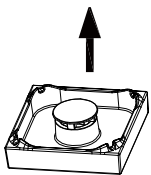
1.Air purification ashtray Specifications:
Rated input 5V 2A

WARNING

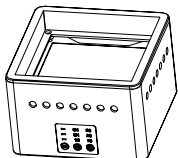
- 1.Do not keep charging for more than 24 hours.
- 2.Please charge the product as soon as possible when 1 grid is displayed
- 3.The fan runs at high speed in the operating state. Do not open the filter and touch the fan.

Cleaning ceramics ashtray

① extract the ceramics ashtray



Ceramic ashtray can be washed with water
Hold it in the air inlet when cleaning
Ceramics are fragile, please take care
Please wash in time to avoid white ceramic yellowing
Do not soak for long periods and use corrosive liquids
Body cleaning



WARNING
The host can not be cleaned with water
Can be wiped with a damp cloth

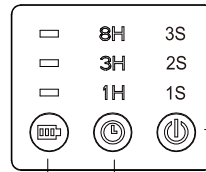
3

2. Features

Product Parameters

Original charger parameters are as follows:	
Air purification ashtray parameters are as follows:	
Rated voltage input: 5V 2A	Battery capacity: 8000mAh
Power: $\geq 3w \leq 5w$	Concentration of negatively charged particles: 1500000/cm ³
Filter normal working time: 300 hours	Noise parameters: minimum 25dB maximum 33dB
Maximum air flow: 100 cubic meters / h	Filter material: early effect net + silver ions + HEPA composite filter
Working temperature: -15°C -60 °C	Recommended area: less than 25 square meters of space
Ashtray body handle: ABS	Shell material: high strength ABS
Ashtray body: Ceramics	

Control Panel

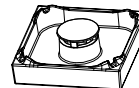


On/Off/Wind speed
1.Press it slightly to turn it on and execute the low grade.
2. Press it slightly twice to turn it on and execute the medium grade.
3. Press it slightly three times to turn it on and execute the high grade.
4. Keep it pressed for 3 seconds to turn it off and turn it off by pressing it slightly

Timing function
Automatically set an hour after the boot, each press time were 1/3/8 hours (cycle selection)

Battery charge display
1 grid power is less than 20%, 2 grid power is greater than 20% less than 80%, 3 grid power more than 80%. The remaining 3% power will automatically shut down, and the battery for electronic protection, please use after charging.
(Hint: You can check the battery level when you are not in the power on state)

Install and replace the strainer



➔ ① extract the ceramics ashtray



➔ ② Install or remove the replacement filter



Prompt

The filter is consumable item, which can be replaced according to the time of use. The normal filter usage time is about 800 hours. If it is used frequently, it is recommended to replace the filter for 3 months. Please purchase the corresponding filter in the zent Amazon store.
* It would reduced efficiency when the space has a wind flow and space area greater than 25 square

Introduction to the use of the product scene

This product is suitable for the following scenarios:

High-end business environment, health care and leisure club, bar, bedroom, offices, conference rooms and less than 25 square meters of space



4