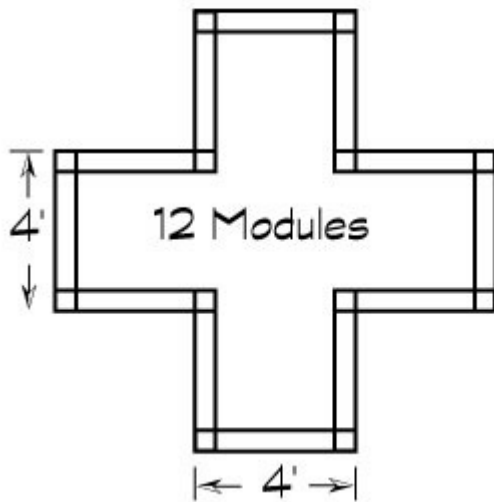
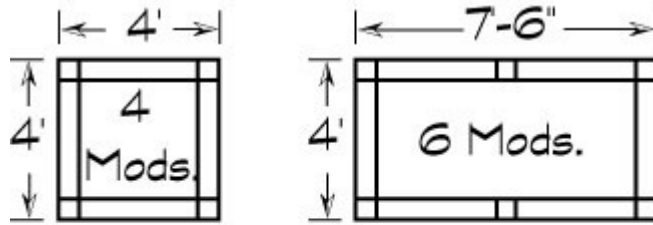


Unique interlocking fit...infinite layout configurations!



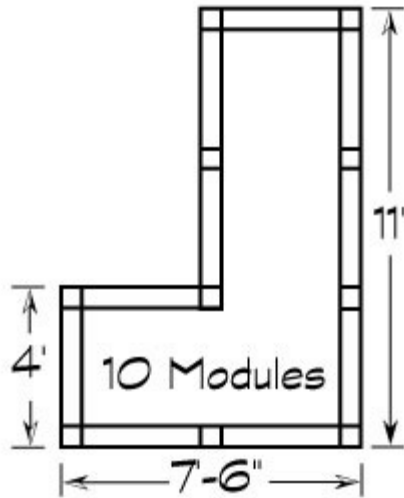
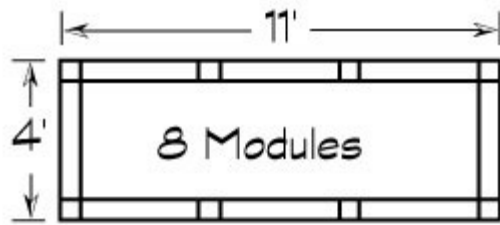
- 10" x 6" x 48" modular units interlock in straight line, inside or outside 90 degree corners
- Wall heights of 10" or 20"(double stacked modules)
- 18" spikes lock sections at corners and secure system to the ground
- 28" spikes lock double high sections together and secure system to the ground
- Durable, granite look high density polyethylene
- Rear opening access for adding sand or gravel for weight
- Modular system adapts to future wall shapes and configurations

Possible layout configurations show at left...



Make payments with PayPal - it's fast, free and secure!

◀ PREVIOUS •



© SMALLROCK DESIGNS, LLC, All rights reserved • Patent pending on all products and concepts.