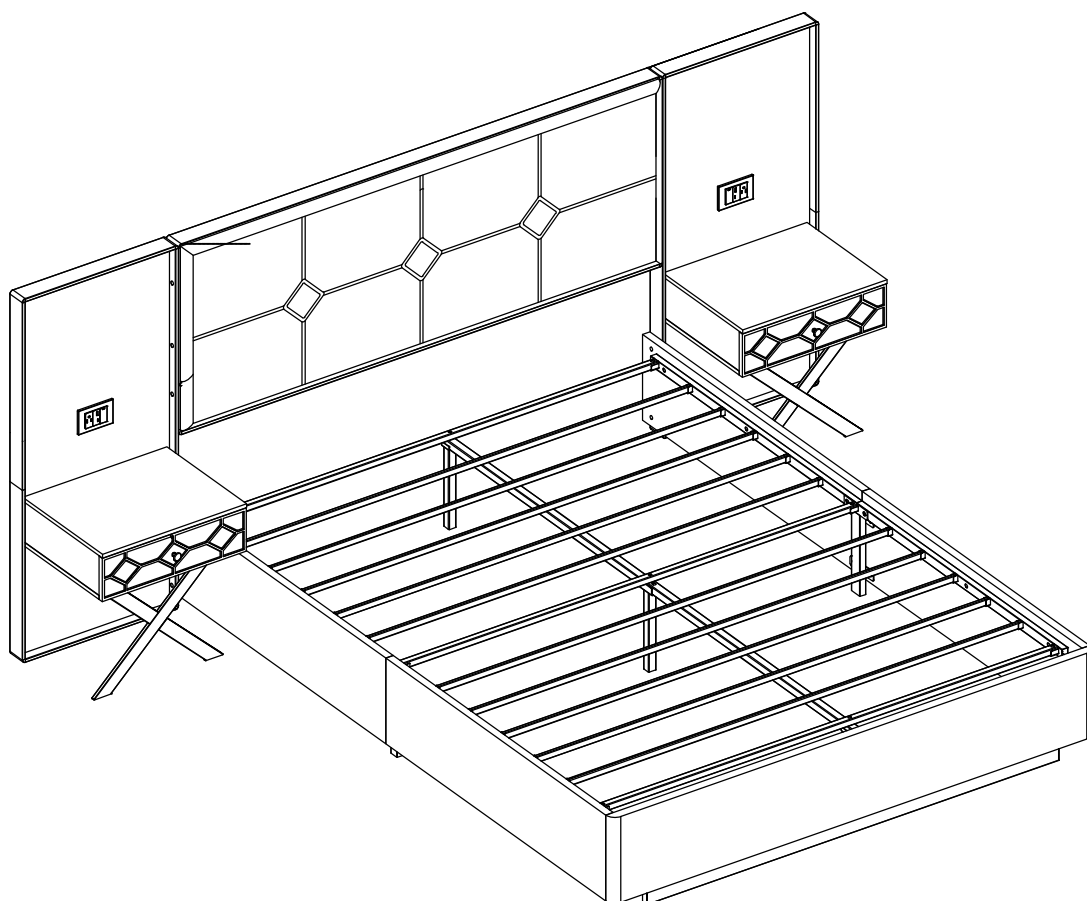











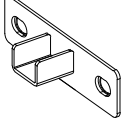




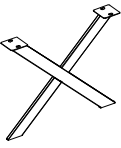
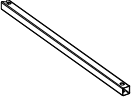
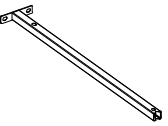

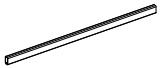
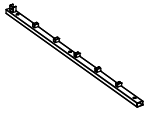
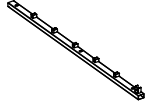
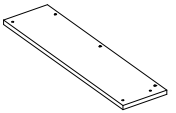
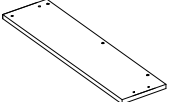
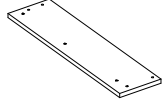
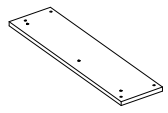
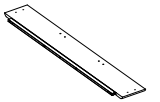
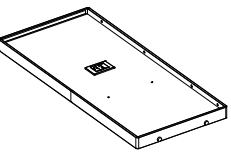
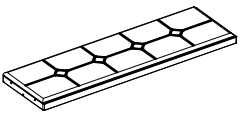
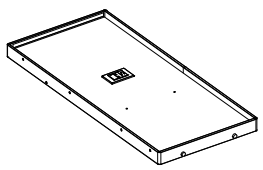
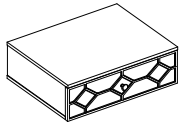


ASSEMBLY INSTRUCTIONS

Compression must wait for 72 hours before it can be unfolded, and it needs to be flapped by hand



parts list

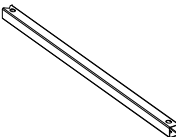
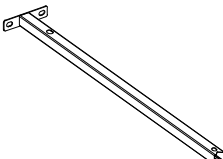
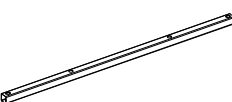
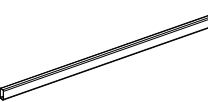
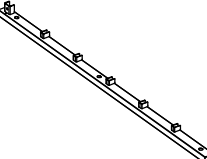
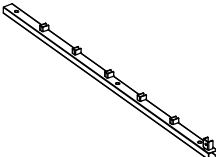
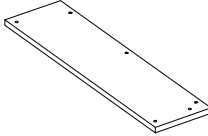
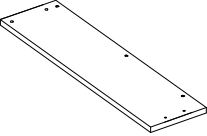
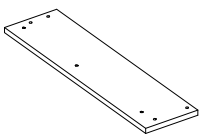
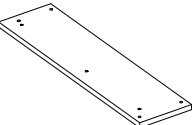
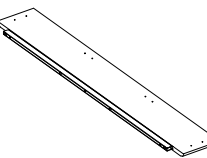
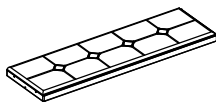
| | | | | | | | | | |
|--|---|--|---|--|--|--|---|---|---|
| 1  M6*30 4pcs | 2  M8*55 3pcs | 3  M8*40 12pcs | 4  M8*30 8pcs | 5  M8*15 10pcs | 6  M8*20 26pcs | 7  M8*16 6pcs | 9  M6*19 4pcs | 10  M8 2pcs | 11  M6 1pcs |
| 12  M8*30 4pcs | B  2pcs | B1  2pcs | B2  2pcs | B3  2pcs | B4  1pcs | | | | |
| B5  2pcs | C1  1pcs | C2  1pcs | C3  3pcs | | | | | | |
| C4  10pcs | C5  2pcs | C6  2pcs | D1  1pcs | | | | | | |
| D2  1pcs | D3  1pcs | D4  1pcs | D5  1pcs | | | | | | |
| E1  1pcs | E2  1pcs | E3  1pcs | E4  2pcs | | | | | | |

packing list













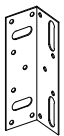
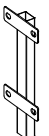


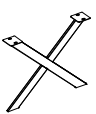
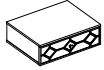


Q bed: 1x5 2x4 3x13 4x9 5x11 6x28 7x7 9x4 10x2 11x1 12x5
 Bx2 B1x2 B2x2 B3x4 B4x2 B5x2
 C1x2 C2x2 C3x3 C4x10 C5x2 C6x2
 D1x1 D2x1 D3x1 D4x1 D5x1
 E1x1 E2x1 E3x1 E4x2 (Including spare hardware)

Note: The package is as follows.

A box

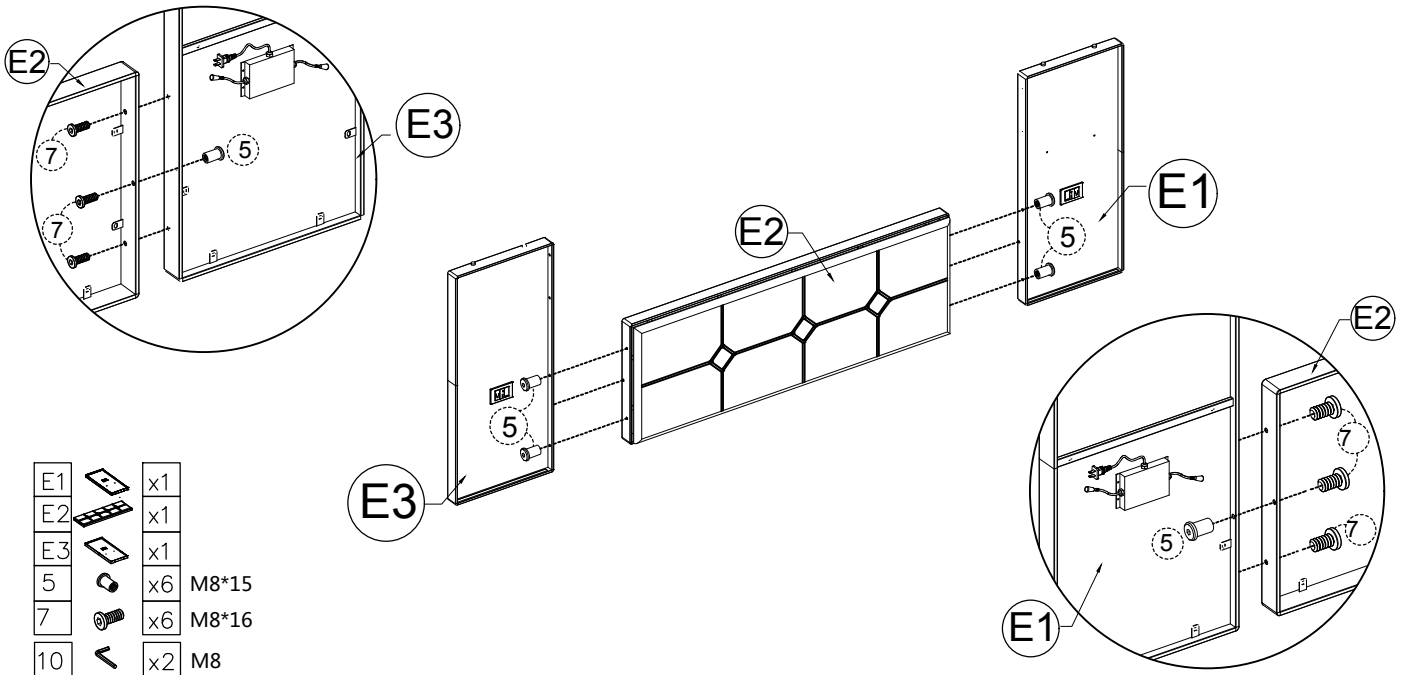
| | | | | | |
|---|---|---|---|---|---|
| <p>C1</p>  <p>1pcs</p> | <p>C2</p>  <p>1pcs</p> | <p>C3</p>  <p>3pcs</p> | <p>C4</p>  <p>10pcs</p> | <p>C5</p>  <p>2pcs</p> | <p>C6</p>  <p>2pcs</p> |
| <p>D1</p>  <p>1pcs</p> | <p>D2</p>  <p>1pcs</p> | <p>D3</p>  <p>1pcs</p> | <p>D4</p>  <p>1pcs</p> | <p>D5</p>  <p>1pcs</p> | <p>E2</p>  <p>1pcs</p> |

B box

| | | | | | | |
|--|--|---|---|--|---|--|
| <p>1</p>  <p>M6*30 4pcs</p> | <p>2</p>  <p>M8*55 3pcs</p> | <p>3</p>  <p>M8*40 12pcs</p> | <p>4</p>  <p>M8*30 8pcs</p> | <p>5</p>  <p>M8*23 10pcs</p> | <p>6</p>  <p>M8*20 26pcs</p> | <p>7</p>  <p>M8*16 6pcs</p> |
| <p>9</p>  <p>M6*19 4pcs</p> | <p>10</p>  <p>M8 2pcs</p> | <p>11</p>  <p>M6 1pcs</p> | <p>12</p>  <p>M8*30 4pcs</p> | <p>B</p>  <p>2pcs</p> | <p>B1</p>  <p>2pcs</p> | <p>B2</p>  <p>2pcs</p> |
| <p>B3</p>  <p>2pcs</p> | <p>B4</p>  <p>1pcs</p> | <p>B5</p>  <p>2pcs</p> | <p>E4</p>  <p>2pcs</p> | <p>E1</p>  <p>1pcs</p> | <p>E3</p>  <p>1pcs</p> | |

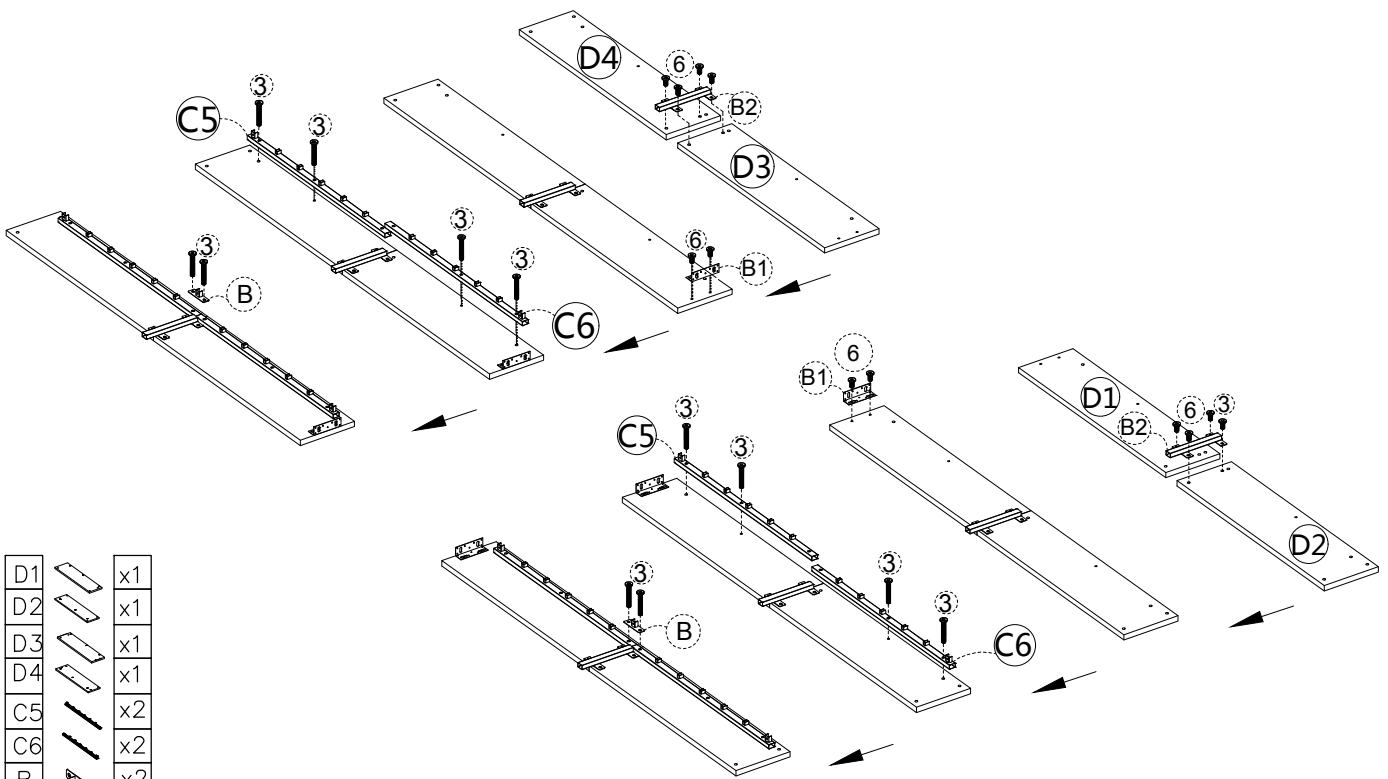
Installation method

Step 1



| | | | |
|----|--|----|-------|
| E1 | | x1 | |
| E2 | | x1 | |
| E3 | | x1 | |
| 5 | | x6 | M8*15 |
| 7 | | x6 | M8*16 |
| 10 | | x2 | M8 |

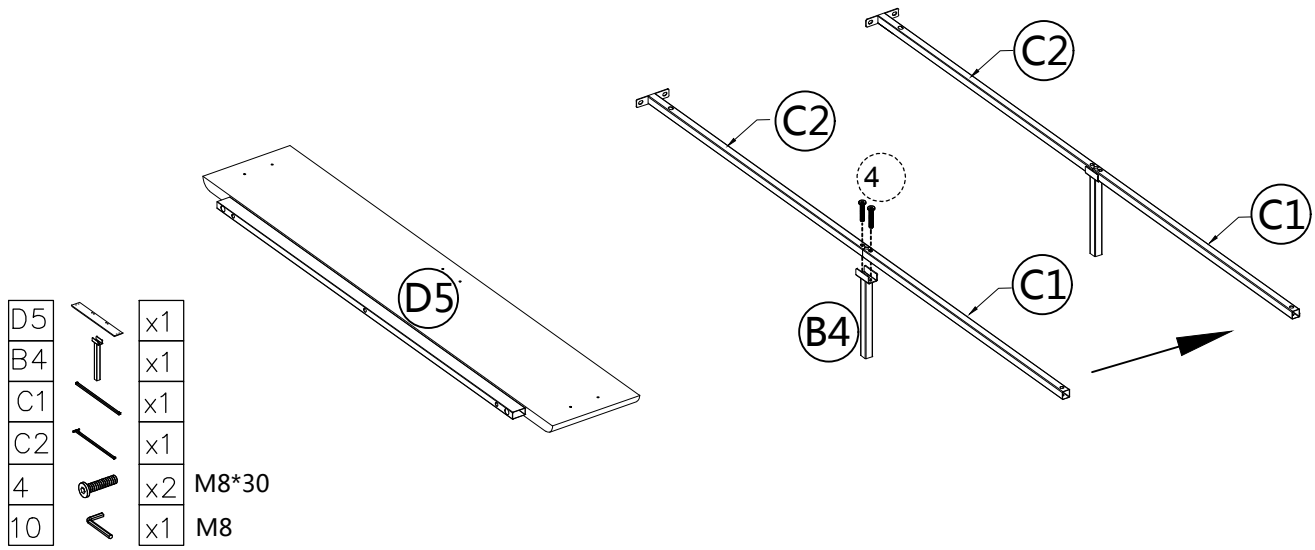
Step 2



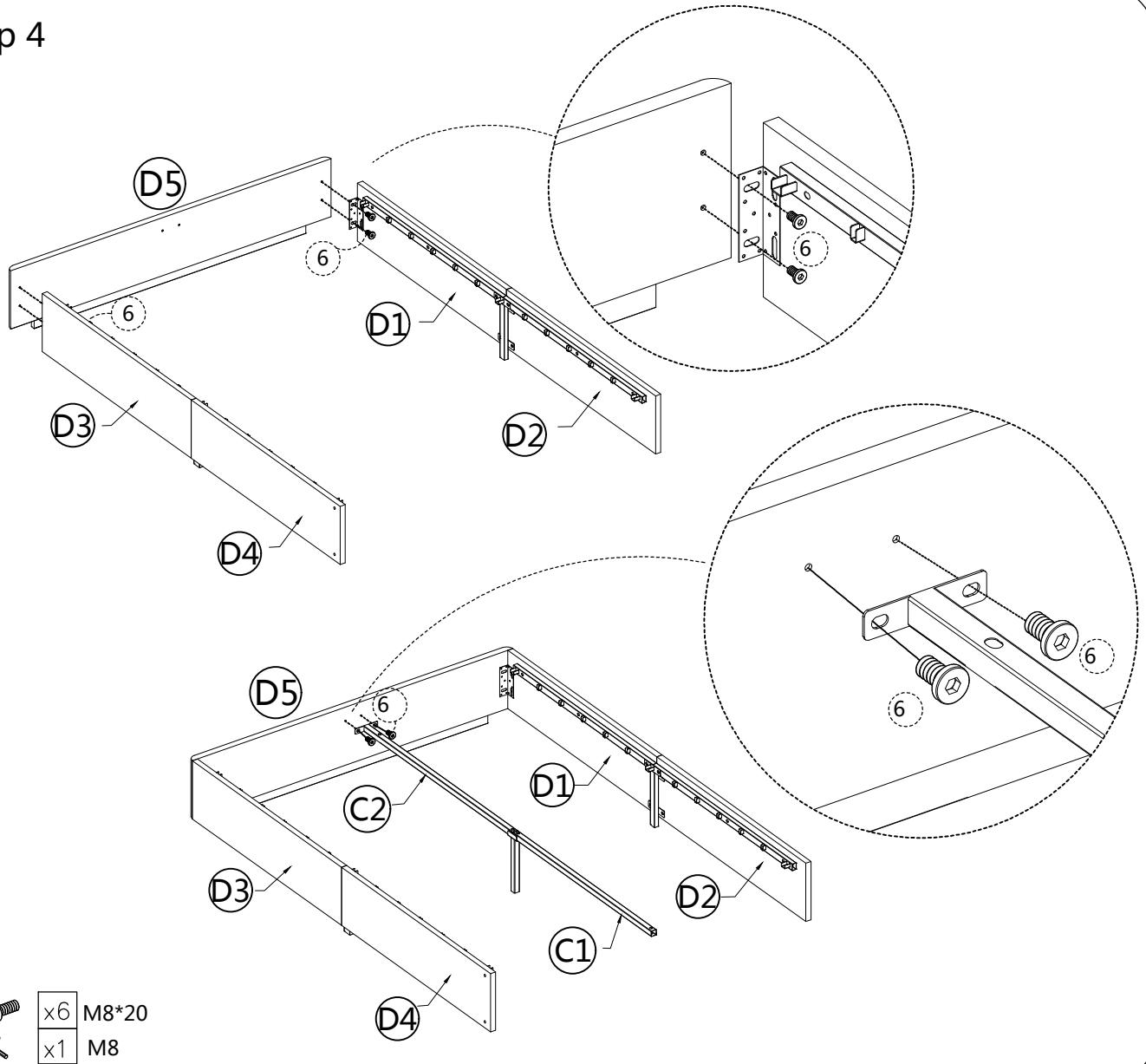
| | | | |
|----|--|-----|-------|
| D1 | | x1 | |
| D2 | | x1 | |
| D3 | | x1 | |
| D4 | | x1 | |
| C5 | | x2 | |
| C6 | | x2 | |
| B | | x2 | |
| B1 | | x2 | |
| B2 | | x2 | |
| 3 | | x12 | M8*40 |
| 6 | | x12 | M8*20 |
| 10 | | x1 | M8 |

Installation method

Step 3

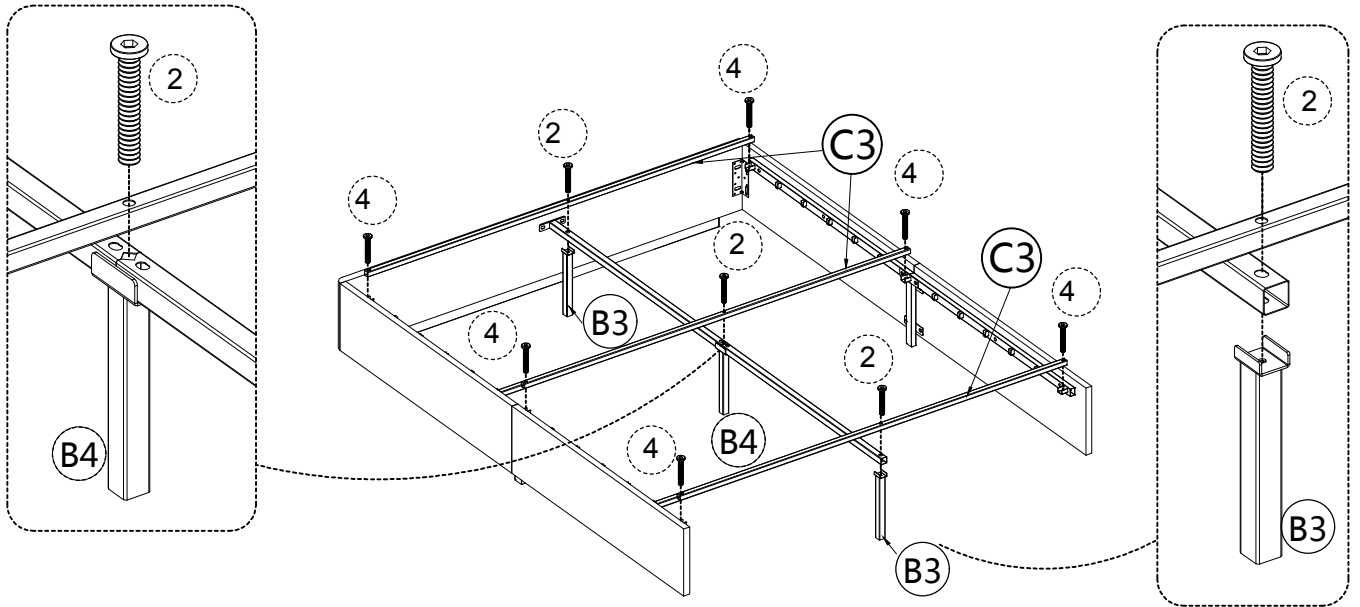


Step 4



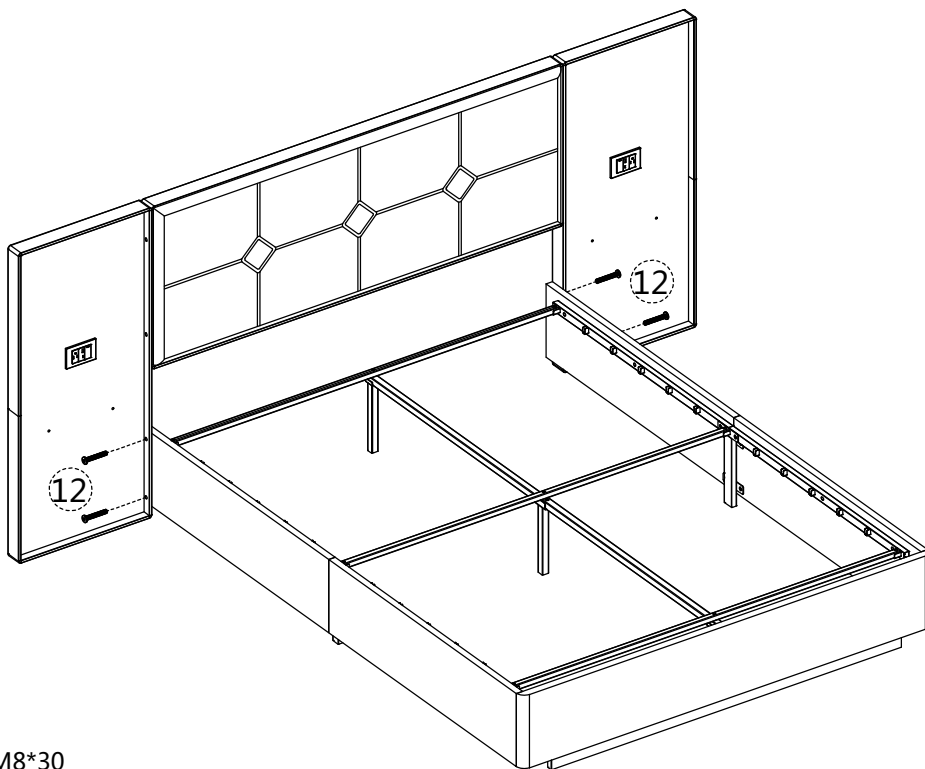
Installation method

Step 5



| | | | |
|----|--|----|-------|
| B3 | | x2 | |
| C3 | | x3 | |
| 2 | | x3 | M8*55 |
| 4 | | x6 | M8*30 |
| 10 | | x1 | M8 |

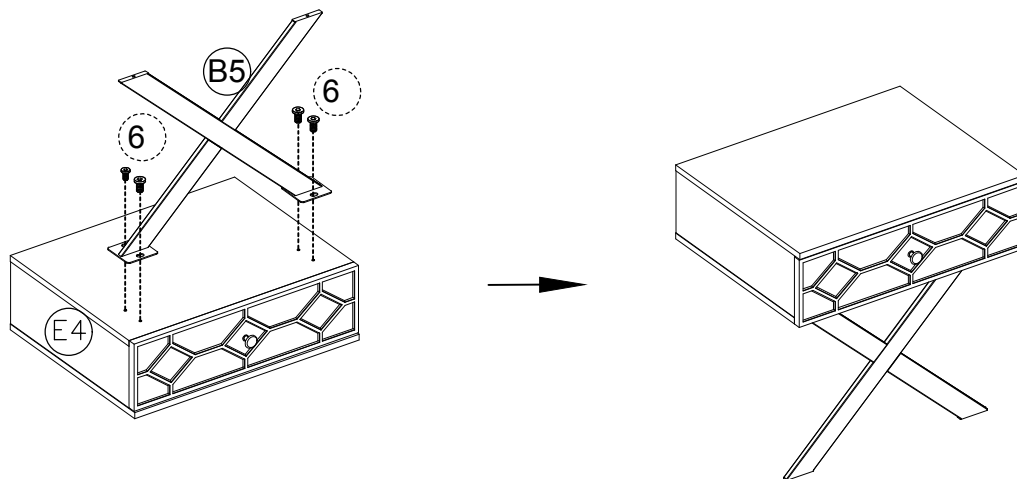
Step 6



| | | | |
|----|--|----|-------|
| 12 | | x4 | M8*30 |
| 5 | | x4 | M8*23 |
| 10 | | x1 | M8 |

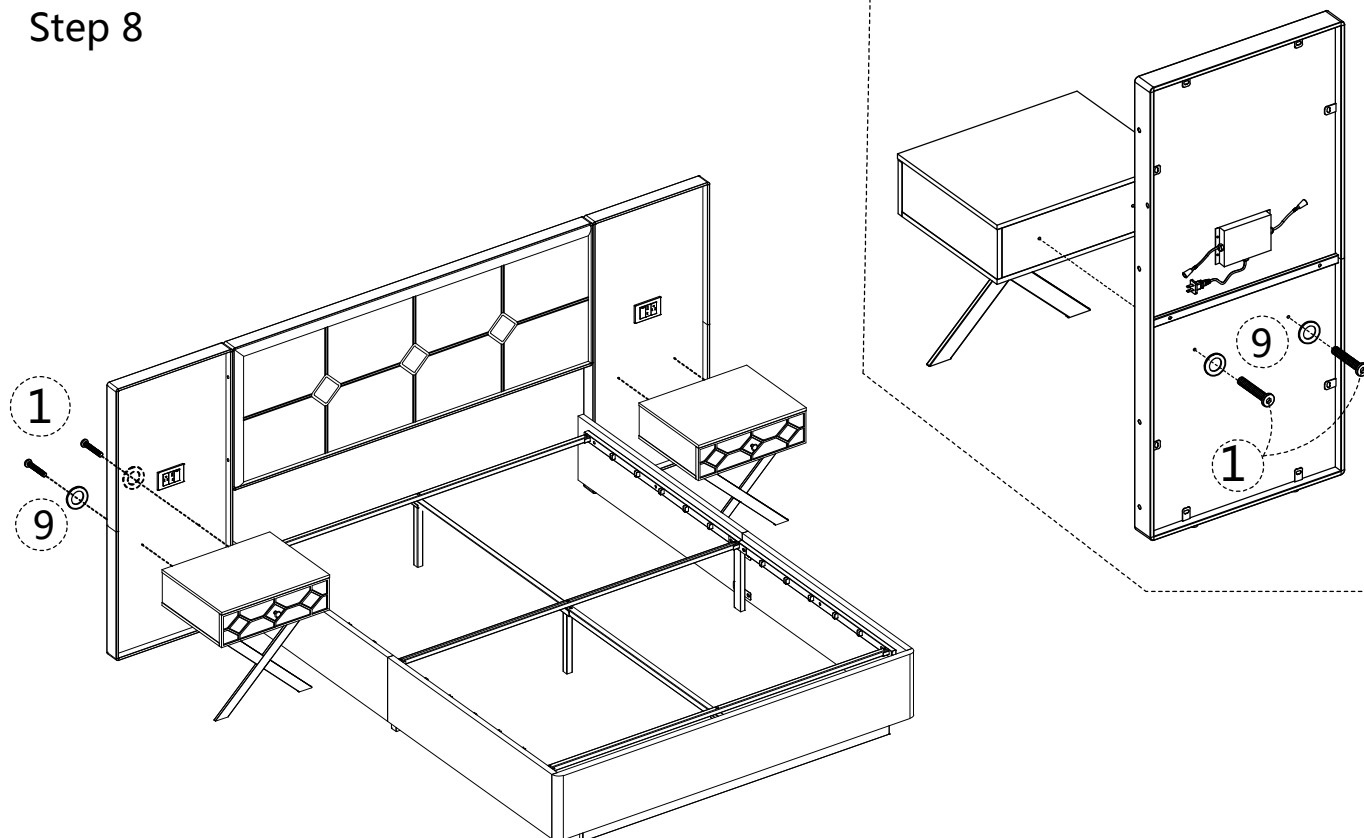
Installation method

Step 7



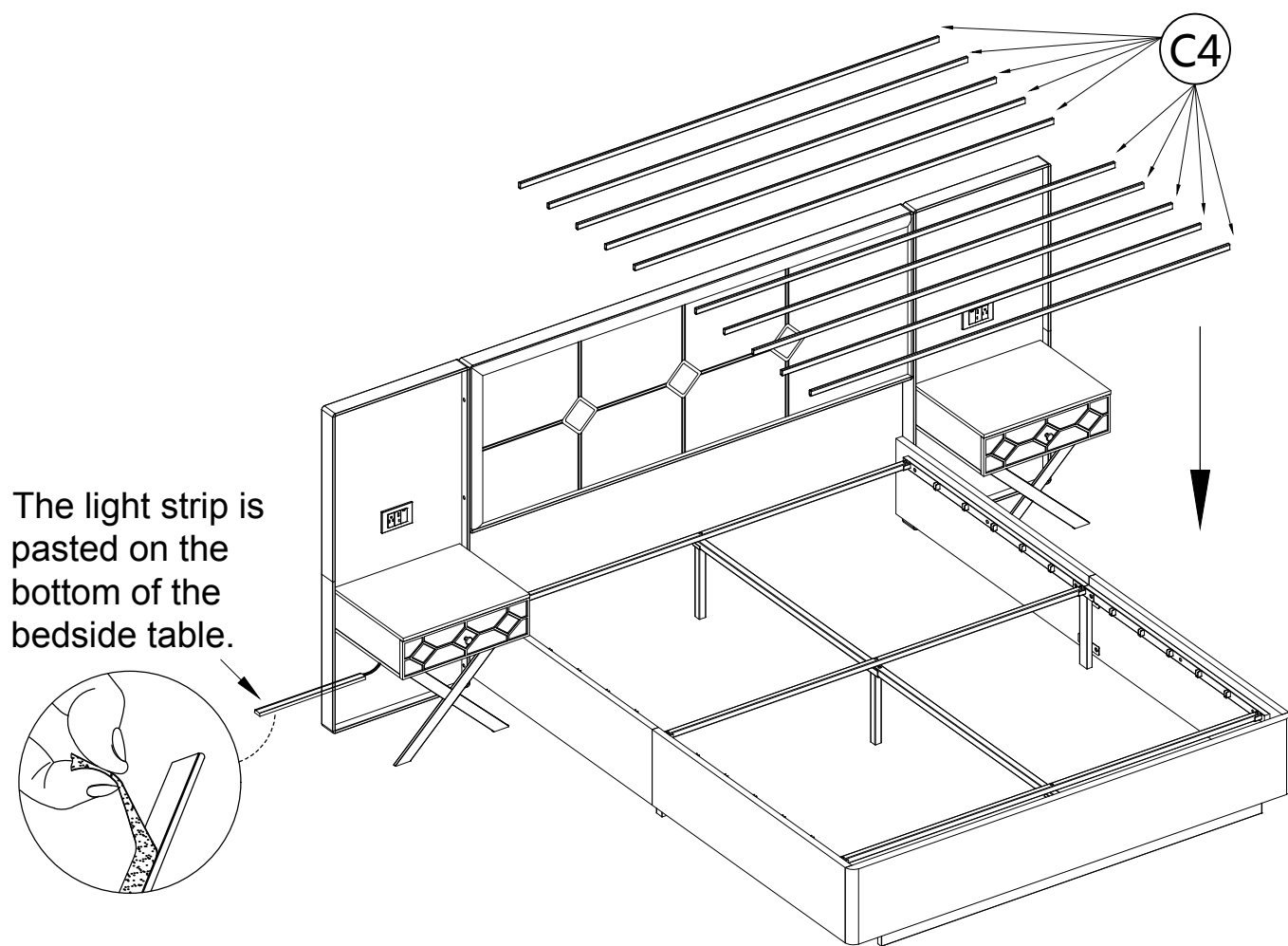
| | | | |
|----|--|----|-------|
| E4 | | x2 | |
| B5 | | x2 | |
| 6 | | x8 | M8*20 |
| 10 | | x1 | M8 |

Step 8

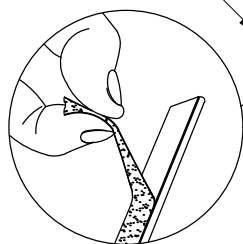


| | | | |
|----|--|----|-------|
| A | | x4 | M6*35 |
| 9 | | x4 | M6*19 |
| 11 | | x1 | M6 |

Step 9



The light strip is pasted on the bottom of the bedside table.



C4 — x10

Assembly completed!

Please enjoy the bed