

# CANOPY TENT

Model: 36ZP

**USER MANUAL**



## INTRODUCTION

Thank you for choosing our products. Please read the instructions carefully and keep them for future reference. If you need further assistance, please contact our customer service online via email.

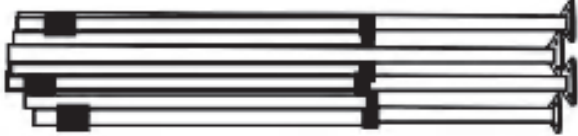



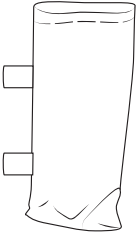

## PRECAUTIONS

1. Always attach the gazebo to the ground with the included guy ropes and anchored feet to prevent tipping over in windy conditions.
2. Avoid using the gazebo in strong winds.
3. Keep the gazebo away from heat sources and open flames to avoid fire hazards.
4. Prolonged exposure to sunlight may cause the fabric to deteriorate over time, so it is recommended to store the gazebo in a shaded place when not in use.

## WARRANTY

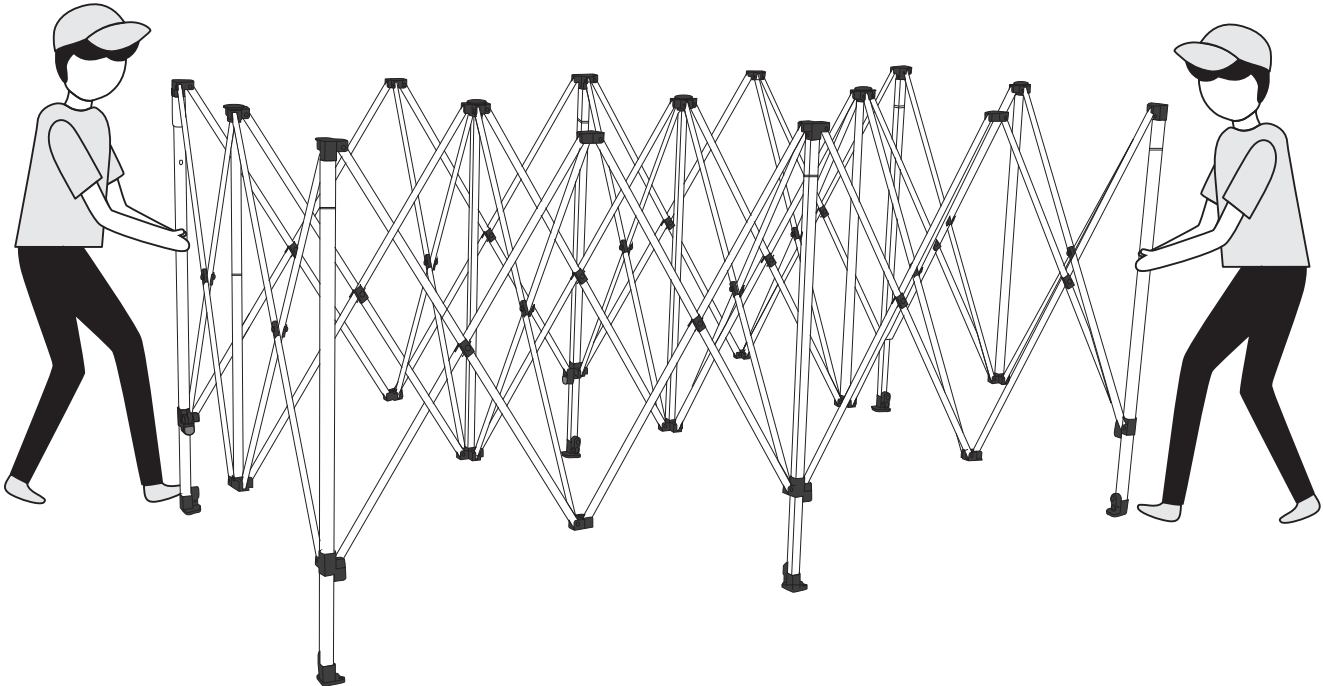

We provides an **18 Month** Warranty on all products starting from the date of original purchase. If the product has any manufacturing defect, please contact customer service via email with your order number and other details to the problem. We will send you further information about the return or exchange.

# Packing List

Part	IMAGE	Part Name	QTY
①		Frame	1
②		Cover	1
③		Roller bag	1
④		Tie-Down rope	6
⑤		Sandbag	6
⑥		Stake	12

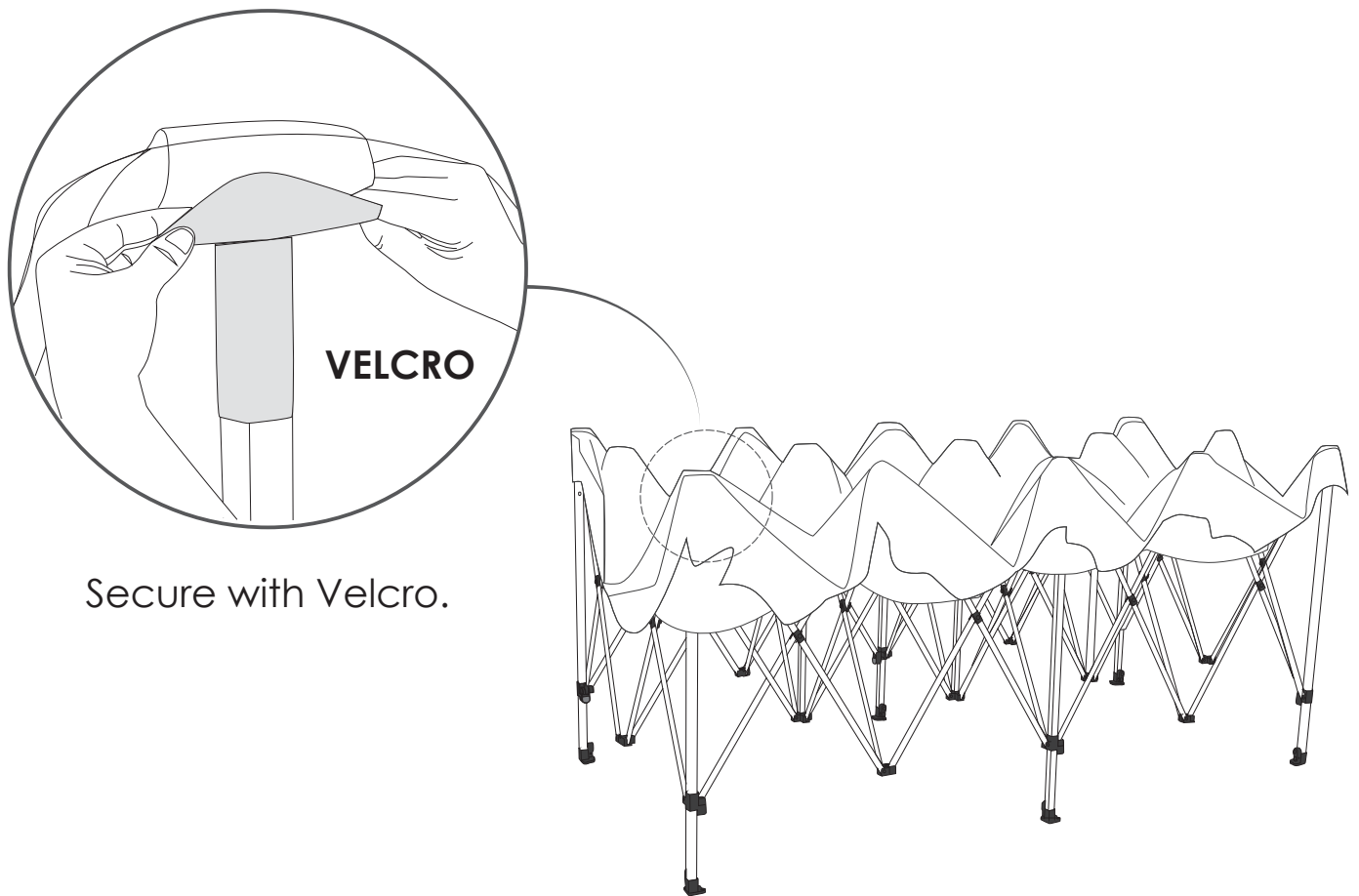
# Assembly Instruction

## 01 UNFOLDING THE FRAME



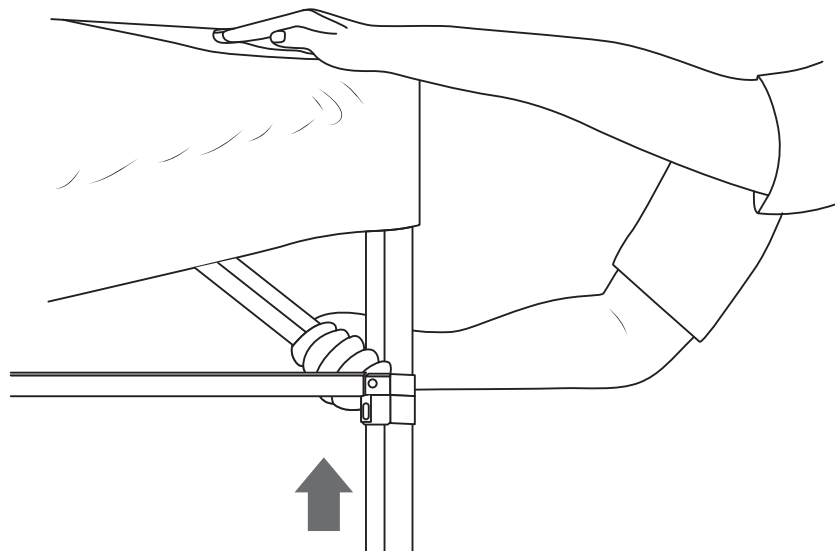
---

## 02 ATTACHING THE CANOPY TOP



---

## 03 UNFOLDING THE FRAME FULLY



# 04 ADJUSTING THE CANOPY HEIGHT

