





ASSEMBLY INSTRUCTION

DESCRIPTION: Round End Table

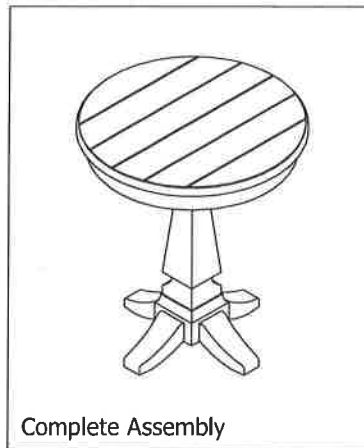
Thank you for purchasing this quality product. Be sure to check all packing materials carefully for small parts which may have come loose inside the carton during shipment. Identify and count all parts and compare with the parts List Below.

PARTS LIST

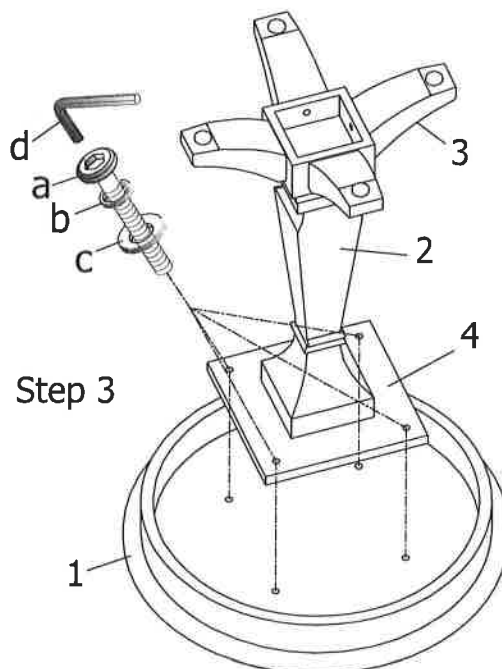
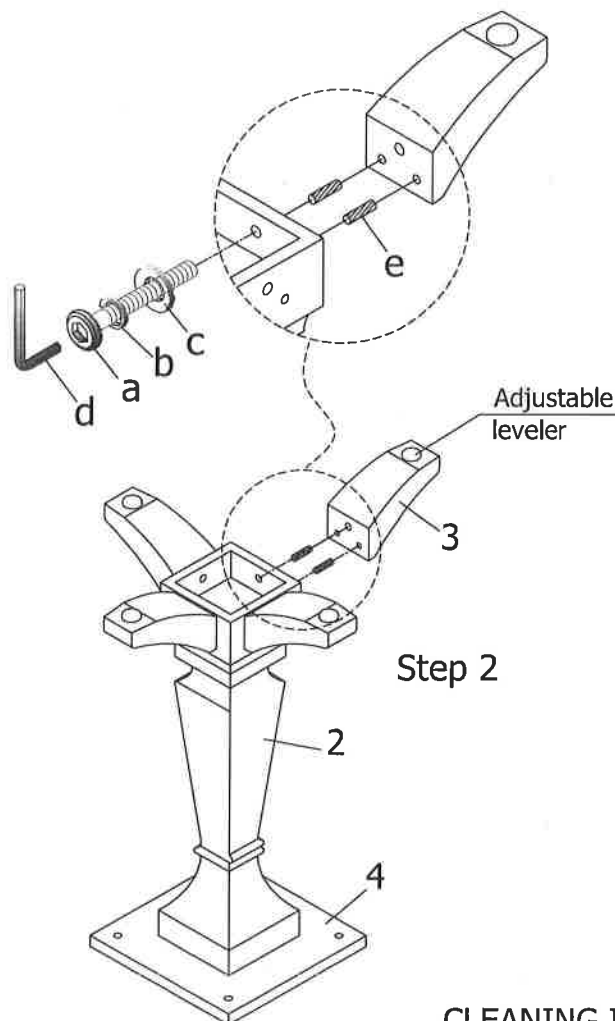
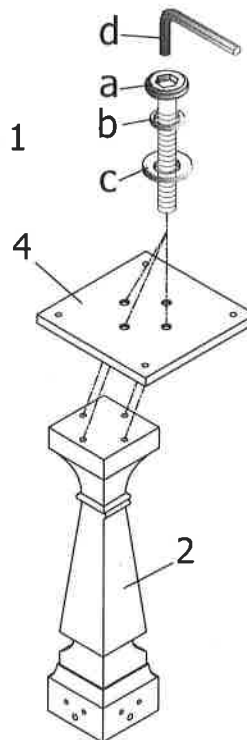
NO.	SKETCH	DESCRIPTION	Q'TY
1		Top	1pc
2		Post	1pc
3		Leg	4pcs
4		Mounting plate	1pc

5	HARDWARE LIST		1bag
NO.	SKETCH	HARDWARE	Q'TY
a		5/16"x18x1-1/2"	12pcs
b		5/16"	12pcs
c		5/16"x19mm	12pcs
d		4mm	1pc
e		Ø8x25mm	8pcs

DO NOT FULLY TIGHTEN SCREW, BOLTS UNTIL ALL PARTS COMPLETE ASSEMBLY



Step 1



CLEANING INSTRUCTION

Clean the Table surface with a furniture polish and a soft cloth

MADE IN VIETNAM