

## Birdbath with Textured Rim



**Have Questions or Issues? Need help with assembly?  
Contact us and we will resolve them within 12 hours.**

## LIMITED WARRANTY INFORMATION

Thank you for choosing our product! We aim to please with our wide range of products including Fountains, Birdbaths, Statuary, Pond Supplies & More. All of our products are constructed from the highest quality materials. In the event that we have not achieved our usual standard of excellence, we will repair or replace, at our discretion, within the warranty period. A valid proof of purchase, with the purchase date clearly indicated, must be provided. Photos of defective merchandise will also be required to help distinguish the actual cause of the defect. Please read below for a detailed description of warranty coverage.

- **Water Damage**

Our products are not manufactured to withstand extreme temperatures. Improper storage that allows water to freeze within a product may cause damage, is considered negligence, and will not be covered under this warranty. The use of "hard water," and/or caustic cleaners, can affect the painted or other finishes. Failure to keep the unit clean, and use of such additives/cleaners, will also void the warranty. Please note: for fountains, it is normal for some splashing to occur and protecting the immediate surfaces is not our responsibility.

- **Paint & Color (Retention and/or Loss)**

The use of water will cause natural erosion to the color. This area can be touched up using standard paint. The paint is designed to protect the entire finish against breakdown of color. As with any product, all finishes with time will gradually fade and discolor. The warranty will only cover against severe or complete fading, within the first year from date of purchase, with the above exclusion.

- **Procedure/Service**

Should a warranty/claim be needed, you should contact the retailer from whom you purchased the product. If that is not an option, you can contact us. When contacting us, you must be prepared to show proof of purchase, provide photographs and any other information needed to validate your claim. This may be necessary to distinguish between a partial or complete replacement of a defective product. The warranty does not cover any items with multiple parts; the warranty will ONLY cover the individual component of the unit/item that may be defective. Replacement parts can be made available to a consumer through the original selling party, or an approved parts retailer. If this is not an option, contact our customer service department. ***Item is covered under one year limited warranty from the date of purchase. When requesting replacement parts due to a warranty claim after 30 days of purchase, credit card information will be requested for shipping charges.***


- **Not Covered Under Warranty**

The limited warranty will NOT cover cases of damages due to:

1. Damages caused in Transit
2. Inadequate care and/or neglect
3. Environmental and/or natural elements
4. Immersion in water, unless specified
5. Improper Installation/Storage and/or Maintenance

*This warranty is void if the product has been damaged by accident, misuse, negligence, improper installation and/or modifications have occurred. This includes any and/or all defects arising out of freezing water damage, hard water damage, failure to keep the unit clean and free of harmful additives such as bleach, chlorine, etc.... which affects the paint and/or parts. This warranty also does not cover any additional charges or installation, removal, disposal and/or shipping costs or consequential damage associated with any warranty claim.*

3. When placing on uneven soil and due to the light weight construction, you can secure the fountain with the included ground stakes.



4. Gently pour water into the Birdbath basin, being careful not to overflow and cause splashing.




5. Congratulations, your Birdbath is now complete. Don't forget to add water regularly as water will evaporate over time.



## CONTENTS

Contents .....	1
What's Included.....	2
Assembling & Using Your Product.....	3
Warranty.....	5

## WHAT'S INCLUDED



Birdbath Top  
1x




Birdbath Base  
1x



Post  
1x



Post Connector  
1x




Ground Stakes  
2x


## ASSEMBLING & USING YOUR PRODUCT

Unpack all components carefully. Please check to ensure all parts have been removed from the packaging.

1. Place the Birdbath Base on a smooth and level surface. Attach the Post Connector to the Birdbath Base, by twisting clockwise. Then, attach the Post to the Post Connector also twisting clockwise.



3. Finally attach the Birdbath Top to the Post. Twisting clockwise with the threads.



### **Quick Tip**

*We recommend that you fill the Post with sand to increase stability.*