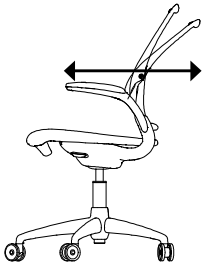
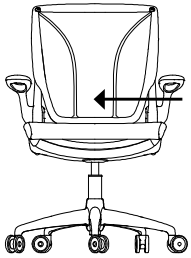


# Diffrient<sup>®</sup> world



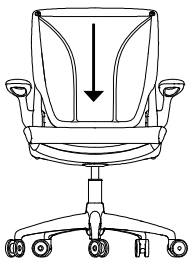
## WEIGHT-SENSITIVE RECLINE

Patented counterbalance mechanism automatically adjusts to your weight, allowing you to freely recline in your seat without the need for manual adjustments of knobs and levers.



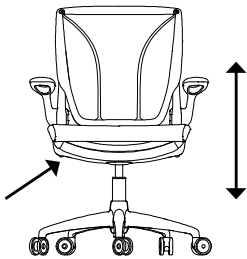
## PATENTED FORM-SENSING MESH TECHNOLOGY FOR EXCEPTIONAL LUMBAR SUPPORT

Form-Sensing Mesh Technology on the backrest conforms to the 3D shape of your body and provides instant lumbar support without the need for manual adjustments.



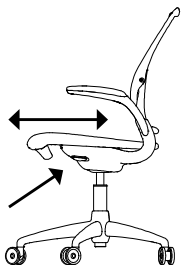
## SELF-ADJUSTING MESH SEAT

Curvature of the seat adapts to your body due to its mesh construction. The mesh seat minimizes the weight of the chair.



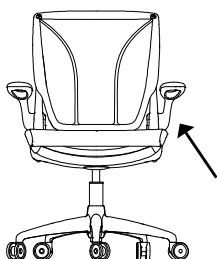
## HEIGHT ADJUSTMENT

Press button underneath the right side of the frame to adjust the height.



## SEAT PAN DEPTH ADJUSTMENT

Stand to face the chair and press button underneath the right side of the frame. Hold the handle under the edge of the seat and slide the seat pan forward or backward as needed. When seated, allow two to four inches of clearance between the front of the seat and the back of your knees.



## ARMREST HEIGHT ADJUSTMENT

Press button where the armrest meets the backrest to raise or lower the armrests.

