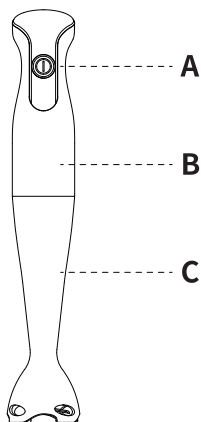


Description:

- A. Switch
- B. Motor unit
- C. Blender stick



Caution:

Please read the instructions carefully and completely before using the appliance.

1. Before plugging into a socket, check whether your voltage corresponds to the rating label of the appliance.
2. Always disconnect the blender from the supply if it is left unattended and before assembling, disassembling, cleaning.
3. Don't plug the appliance into the power supply until it is fully assembled and always unplug before disassembling the appliance or handle the blade.
4. Do not operate any appliance with a damaged cord or plug or after the appliance malfunctions, or is dropped or damaged in any manner. Return appliance to the nearest authorized service facility for examination, repair or electrical or mechanical adjustment.
5. Don't let excess cord hang over the edge of the table or worktop or touch hot surface.
6. The blades are very sharp! Handle carefully!
7. Keep hands and utensils out of container while blending to reduce the risk of severe injury to persons or damage to the blender. A scraper may be used but must be used only when the blender is not running (does not apply to an acceptable scraper integral with the appliance.)
8. To protect against risk of electrical shock do not put motor unit, cord, or plug in water or other liquid.

9. This appliance should not be used by children and care should be taken when used near children.

10. Avoid contacting moving parts.

11. Do not let cord contact hot surface, including the stove.

12. Do not blend hot liquids.

13. Short - time operating. For each cycle:

Use the appliance to operate soft food for no longer than 1 minute with Blender stick (operate hard food like ice cubes for no longer than 15 seconds).

After each cycle, wait 1 minute before next using, and operate 3 cycles continuously only. After 3 cycles, please cool down the appliance for 30 minutes, otherwise, the appliance may become too hot and stopped by over-heating fuse, then it can not be started before cooling down.

14. To reduce the risk of injury, never place cutting blade on base without first putting bowl properly in place.

15. Be certain cover is securely locked in place before operating appliance.

16. Clean the hand blender with dry cloth.

17. The instruction must include details on how to clean surfaces in contact with food and the operating times and speed settings for accessories.

18. It shall warn of potential injury from misuse. Care shall be taken when handling the sharp cutting blades, emptying the bowl and during cleaning.

19. Switch off the appliance and disconnected from supply before changing accessories or approaching parts which move in use.

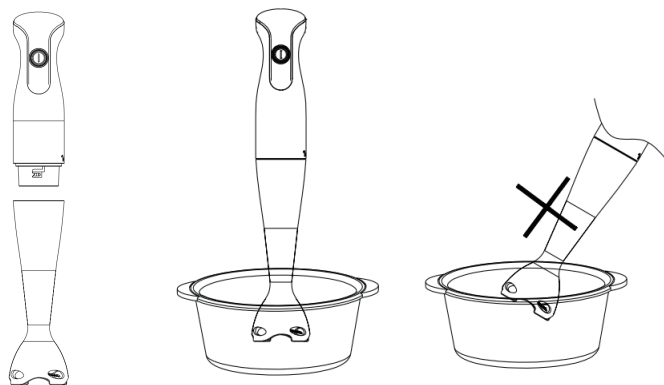
20. This appliance is not intended for used by children or other persons without assistance or supervision if their physical, sensory or mental capabilities prevent them from using it safely.

21. Children should be supervised to ensure that they do not play with the appliance.

Technical Specifications

Product Model	HB-6012
Average Power	250W
Power Supply	120V, 60Hz
Power Cord Length	63in/160cm

Save these instructions How to use the hand blender



The hand blender is perfectly suited for preparing dips, sauces, soups, mayonnaise and baby food as well as for mixing and milkshakes.

1. Place the stirring rod into the motor unit and turn clockwise to lock position.
2. Immerse the blender stick into a container. Then press the switch. Stop pressing and the machine will stop working.
3. Unplug, then turn the Blender stick counterclockwise until it releases.
4. You can use the hand blender in a beaker or in any other container as well.

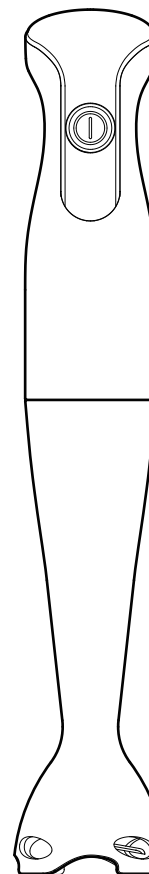
Cleaning

Cleaning the motor unit only with a damp cloth only. **Do not immerse the motor unit in water!**

1. All other parts can be cleaned in the dish washer. However, after processing very salty food, you should rinse the blades right away.
2. Also, be careful not to use an overdose of cleaner or decalcifier in your dishwasher.
3. The blades are very sharp, please attention.
4. Unplug the appliance before cleaning.

HAND BLENDER

HB-6012



PRASKY

✉ support@praskylife.com

🌐 <https://praskylife.com>

☎ 1-866-228-7981