
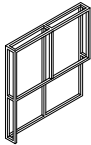
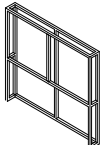
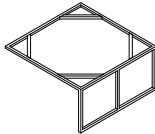
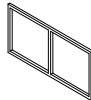
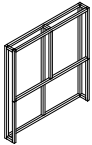
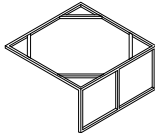
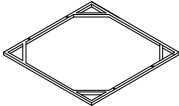
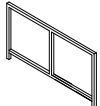
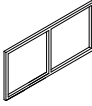

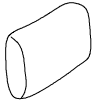
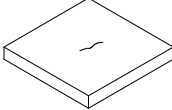
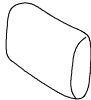



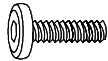


# ASSEMBLY INSTRUCTION



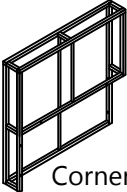
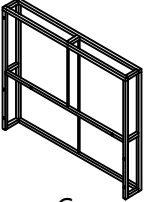
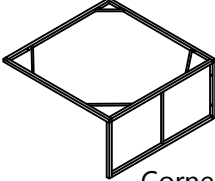
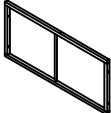
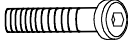


# Part List Poly rattan

 <b>A</b> x 2 Conner Back	 <b>B</b> x 2 Corner Armrest	 <b>C</b> x 2 Corner Seat
 <b>D</b> x 10 Side Board	 <b>E</b> x 4 Armless Back	 <b>F</b> x 4 Armless Seat
 <b>J</b> x 1 Tea Table Top	 <b>K</b> x 2 Tea Side Board	 <b>L</b> x 2 Tea Side Board
 <b>M</b> x 1 Glass	 <b>x 6</b> 32 x 63 x 10 cm	 <b>x 6</b> 63 x 63 x 8 cm
 <b>x 2</b> 32 x 50 x 10 cm	 <b>x 2</b> 45 x 45 cm	

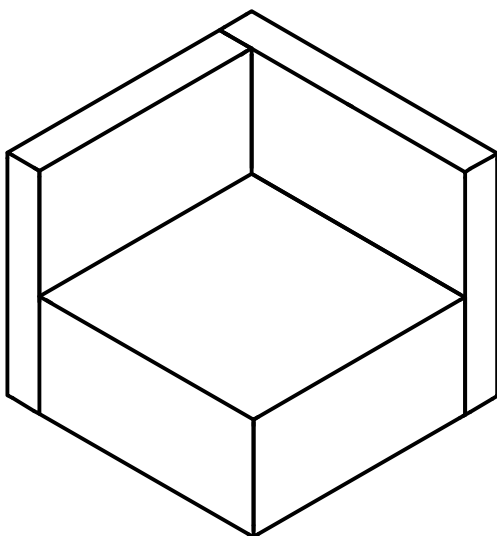
## Hardware





<b>X</b>	 Ø6 x 35mm	<b>x 86</b>
<b>Y</b>		<b>x 86</b>
<b>Z</b>		<b>x 4</b>

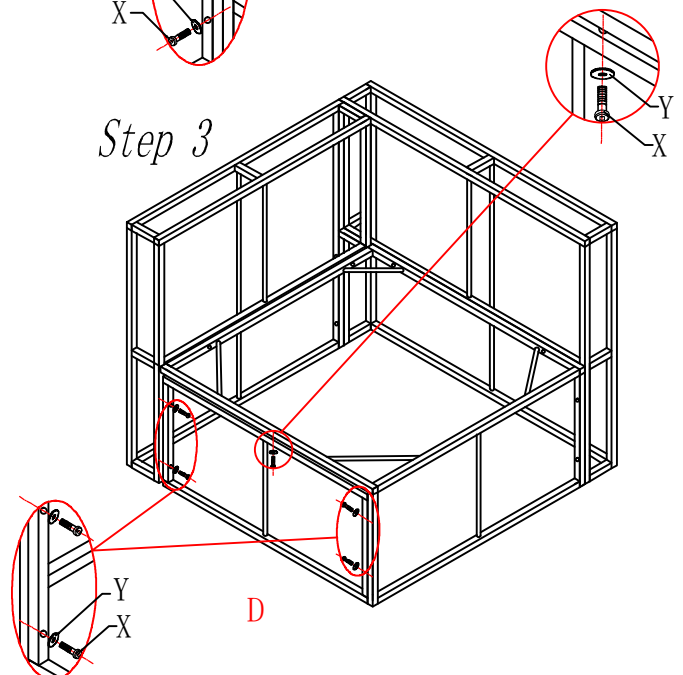
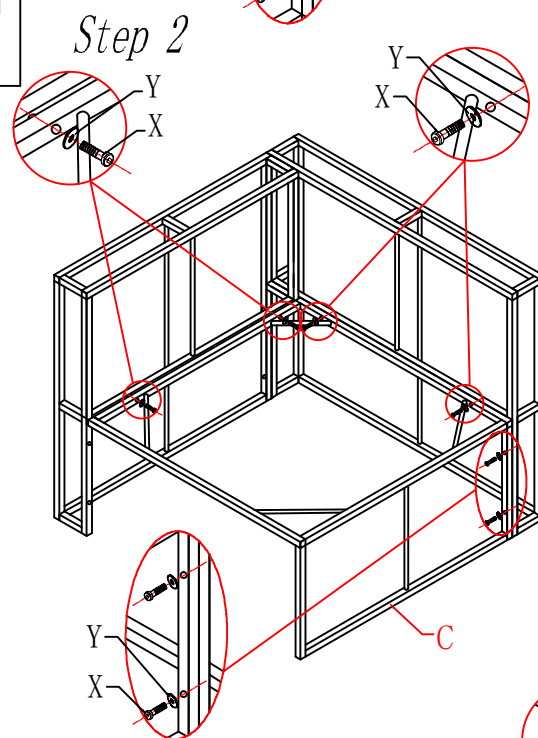
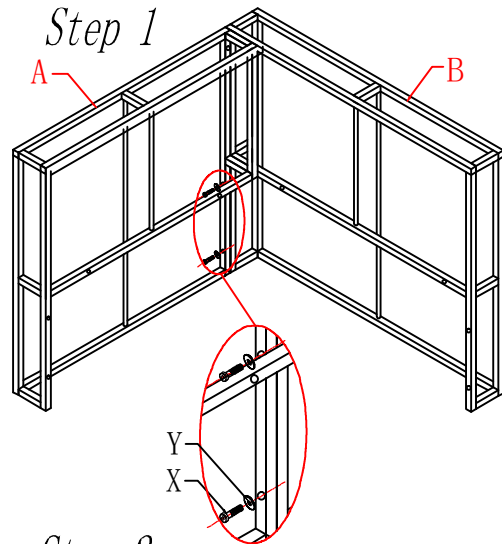
# ASSEMBLY INSTRUCTIONS

A	 Corner Back	1
B	 Corner Armrest	1
C	 Corner Seat	1
D	 Side Board	1
X	 M6*35	13
Y		13
Z		1

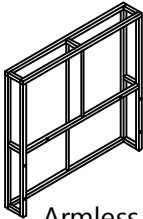


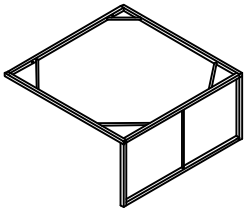
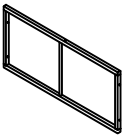
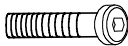


Corner Sofa



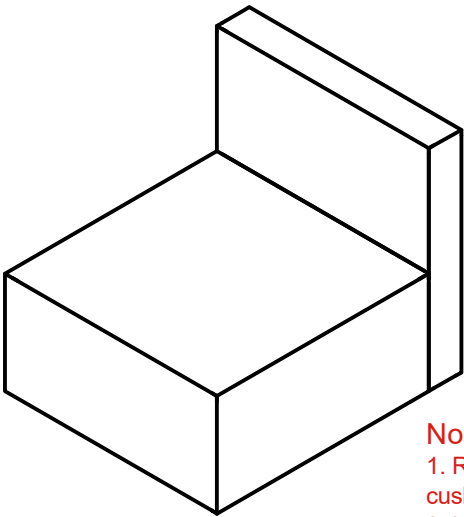
 63*63*8CM	1
 32*63*10CM	1
 32*50*10CM	1
 45*45CM	1



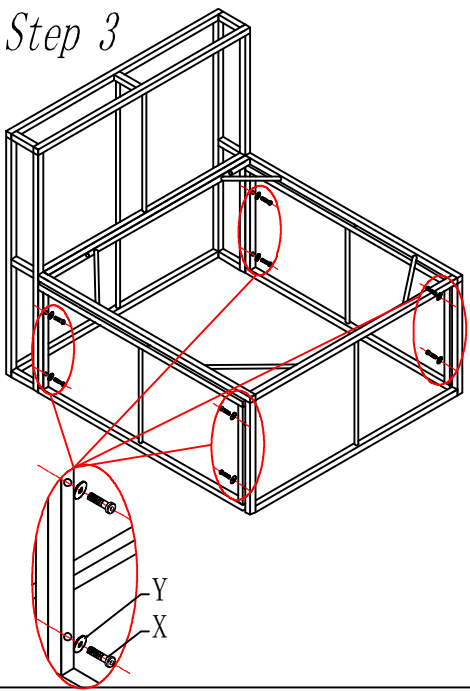
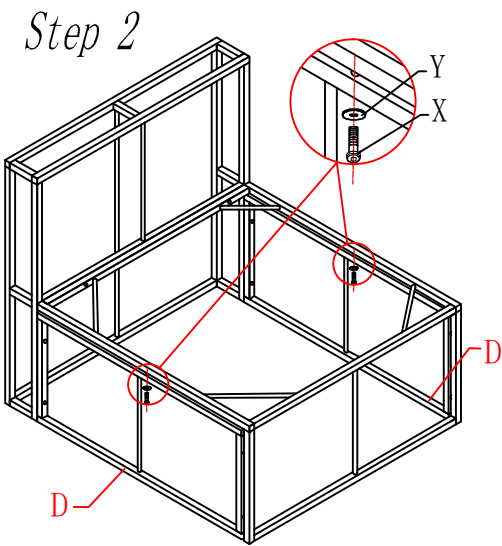
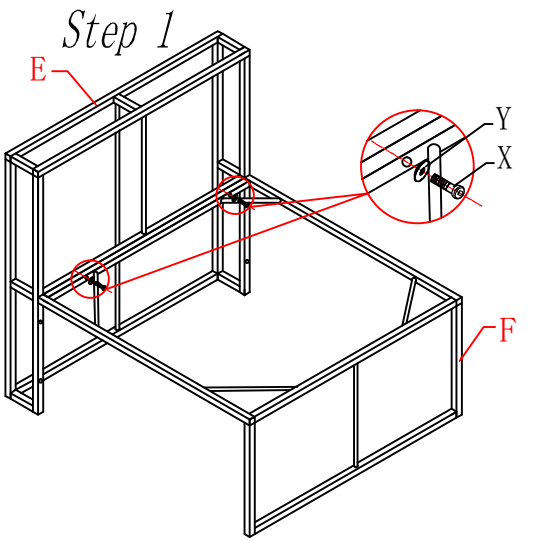
ASSEMBLY INSTRUCTIONS

E	 Armless Back	1	 63*63*8CM	1
			 32*63*10CM	1
F	 Armless Seat	1		
D	 Side Board	2		
X	 M6*35	12		
Y	 	12		
Z	 	1		

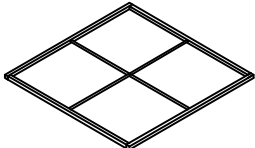
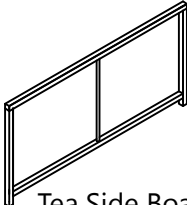
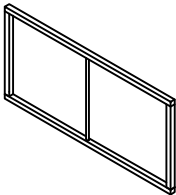
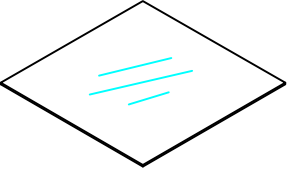
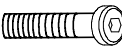

Armless sofa



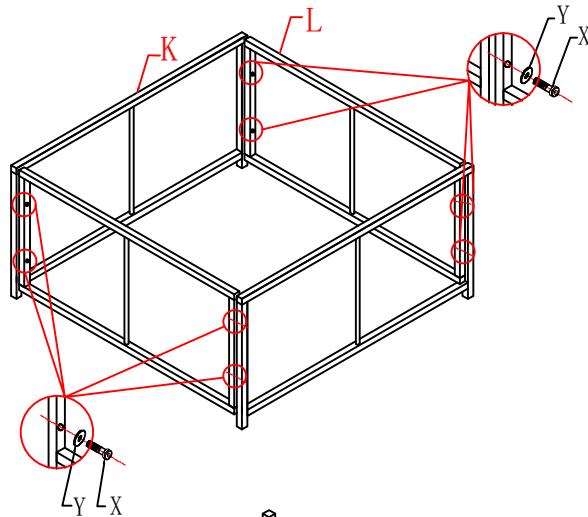
Notice:  
1. Remove the sponge from the cushion when washing.  
2. Hand wash only. The washing machine and brush harm the fabric.



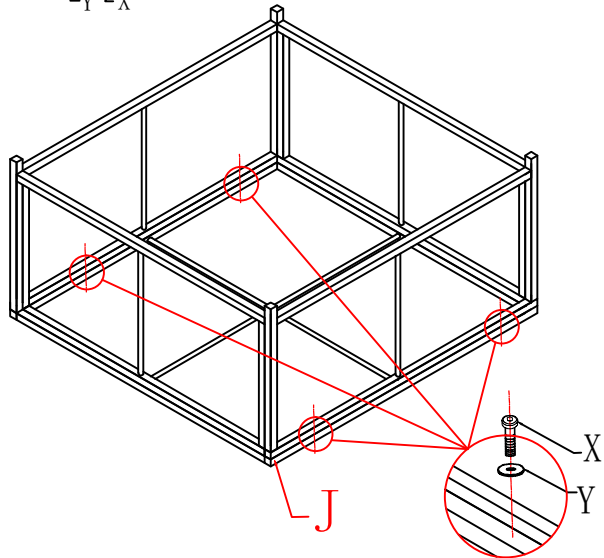
ASSEMBLY INSTRUCTIONS

J	 Tea Table Top	1
K	 Tea Side Board	2
L	 Tea Side Board	2
M	 Glass	1
X	 M6*35	12
Y		12

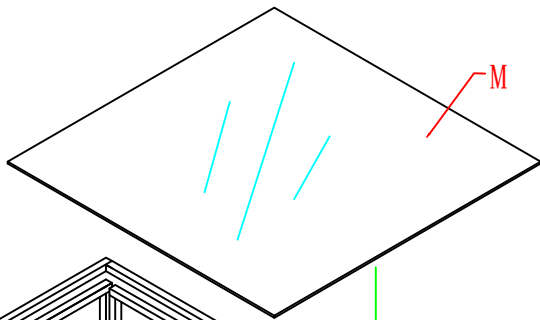
Step 1



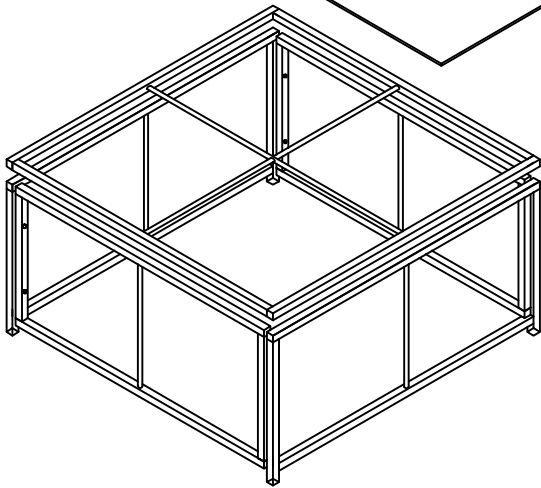
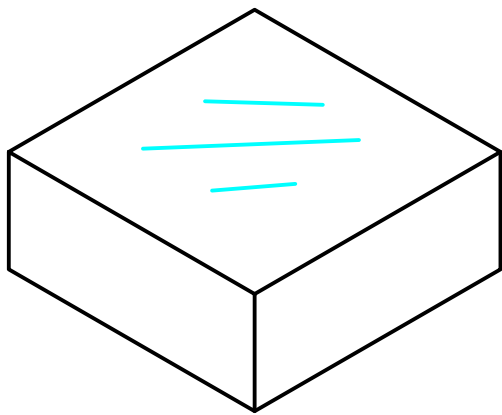
Step 2



Step 3



Coffee Table



## **Furniture Care & Cleaning Instructions**

- Do not expose the furniture to strong sunlight, which causes discoloration and shorten the product lifetime.
- Do not expose the furniture to extreme heat, cold, or humidity, which may cause wood to swell or warp.
- Do not leave the furniture wet with beads of water standing on the furniture.
- Wipe spills with a clean dry cloth. Do not use chemicals or abrasives for cleaning!
- **TAKE NOTE: THE BOLTS MAY SLIGHTLY LOOSEN OVER TIME. IF YOUR FURNITURE FEELS "WOBBLY" OR LOOSE, PLEASE RE-TIGHTEN BOLTS.**

## **FURNITURE WARRANTIES**

**90 days warranty on all of our Indoor furniture from date of delivery against manufacturer defects and structural failure under normal use and conditions; 90 days warranty from date of delivery against damage of parts. Parts will be replaced, repaired or refinished in the original color and style, if available; a similar color and style will be offered if the original has been discontinued.**

### **IMPORTANT LIMITATIONS**

**Please note that our warranties do not cover failure due to any repairs or modifications to the product after purchase, accidental damage, abuse, misuse, commercial use, or normal wear and tear, including: fading, scratched or chipped finishes, weathering under normal weather conditions, staining or discoloration. The term "lifetime" as used in this statement of warranties shall mean a period of no longer than 30 days from the date of delivery of any item covered by a 90 days warranty . The limited warranties described above are extended to the original purchaser of the product only.**

**Any defects or missing parts must be reported within the 1st 30 days of receipt of the merchandise.**

## What is Proposition 65?

Proposition 65 is a California law that requires warning labels on products that may contain one of more than 800-plus chemicals or ingredients that the California Office of Environmental Health Hazard Assessment(OEHHA) has deemed to cause cancer or other reproductive toxicity. chemicals and elements on this list include wood dust , brass , and other everyday substances, which can be found in very common household items, such as : lamps , tableware , jewelry , crystal glasses , electric cords , beauty products , automobiles , and furniture.

## Why Did I Find a Proposition 65 Warning on My Home Goods Product?

We include Proposition 65 warnings on all of our products because there is always a chance that one of the 800-plus common chemicals and ingredients listed under this law could potentially be on our furniture or packing materials. We risk large fines under this law , if we don't include this warning.

## Should I worry?

We realize you may be worried finding this warning on our products , but we want to reassure you that the hazardous exposure limits for any of these chemicals have never been found on furniture products that we've shipped to our customers. Additionally, this warning label is very common and can be found on almost every piece of furniture sold in the state of California.

## Just How Common Are Proposition 65 Warnings?

Proposition 65 warnings have become so common in California that it is hard to take a trip to local bank, grocery store , or restaurant without finding at least one warning. In fact, even the Disney Land Resort has a Proposition 65 warning:

