



Torch Song Glass Tile



Sizes (shown in Leaf)



1 x 1 mounted on 12 x 12 sheets
(Available in all 44 colors)



1/2 x 2 mounted on 12 x 12 sheets
(Available in Cinnamon, Snow, Black, Scotch, Ocean, Leaf and Cola only.)



2 x 4 mounted on 12 x 12 sheets
(Available in all 44 colors)



4 x 4
(Available in all 44 colors)

With colors influenced by grassy meadows, cool ocean breezes, and brilliant sunsets, Torch Song's soft shimmer, subtly sensual neutrals, and dazzling brights bring to light your own unique style as only glass tile can. Create inspired design melodies using a rainbow of colors. Showcase your flair for the dramatic or add a touch of sparkle for maximum impact. Torch Song lets you create cascading walls of prismatic colors that are as unique as your own voice.

Features and Benefits

- Torch Song is available in 44 melodious solid-color, sheet-mounted 1 x 1 and 2 x 4 mosaics, and 4 x 4 tiles
- Some colors include a 1/2 x 2 sheet-mounted mosaic for a uniquely distinct tone
- 1 x 1 and 1/2 x 2 blended mosaics are available in coordinating colors for even more compositional texture
- Torch Song may be used for interior wall applications in wet or dry locations, and exterior covered wall applications
- Only Torch Song's mosaics are acceptable for pool waterlines, this product should not be used for full pool liners

Sizes

Mosaics		Available in all colors	
Description	Nominal (in)	Actual (in)	Thickness (in)
Solids	1 x 1*	7/8 x 7/8	1/4
	1/2 x 2 *	3/8 x 1-7/8	1/4
	2 x 4 *	1-7/8 x 3-7/8	1/4
	4 x 4	3-7/8 x 3-7/8	1/4
Blends	1 x 1 *	7/8 x 7/8	1/4
	1/2 x 2 *	3/8 x 1-7/8	1/4

Actual size of mounted sheets is 11-5/8 x 11-5/8

Shade & Texture Index

Torch Song has a shade variation of V1.



This tile product is produced with a V1 variation. Differences among pieces from the same production run are minimal. Inspect the product upon delivery and for best results, blend tile from several cartons during installation.

Recommended Uses

Torch Song can be used for interior wall applications in wet or dry locations, and exterior covered wall applications. Please note that all sizes are acceptable for pool waterlines. This tile is not acceptable for full pool liners.


Easy-Clean Surface

Regular cleaning is the best way to keep Torch Song tile looking good for years to come. Use clean, hot water (combined with a household cleaner for more aggressive cleaning). Rinse thoroughly and dry with a soft cloth to prevent water spots. No waxes or sealers are needed.


Torch Song Glass Tile



Available Colors - BRIGHTS




Blends (1/2 x 2 mounted on 12 x 12 Sheets)




Torch Song Glass Tile




Available Colors - Neutrals



Sage



Olive



Leaf




Sand




Ginger



Cinnamon




Haze




Ocean




North



Heather



Jam



Scotch



Snow




Black



Nut




Carob




Cola


Blends (1 x 1 mounted on 12 x 12 sheets)




Pink/Rose/Sunset




Orange/Sunset/Red




Snow/Lemon/Lime




Snow/Baby Blue/Aqua




Snow/Black




Azure/Turquoise/Sky




Turquoise/Sea/Royal Blue



Peacock/Teal/Cobalt



Cobalt/Peacock/Sea



Azure/Royal Blue/Purple
DISCONTINUED