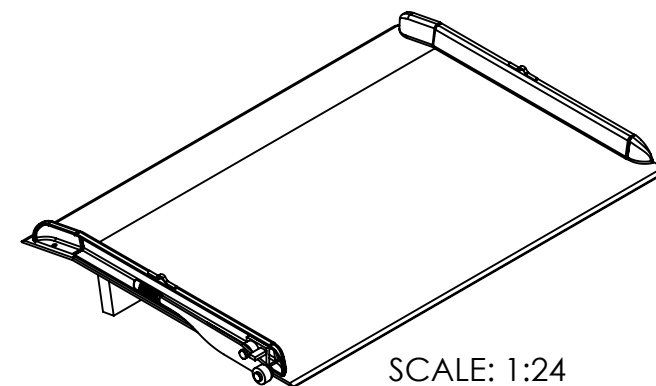
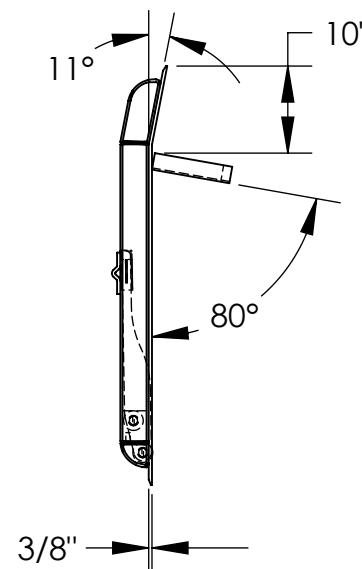
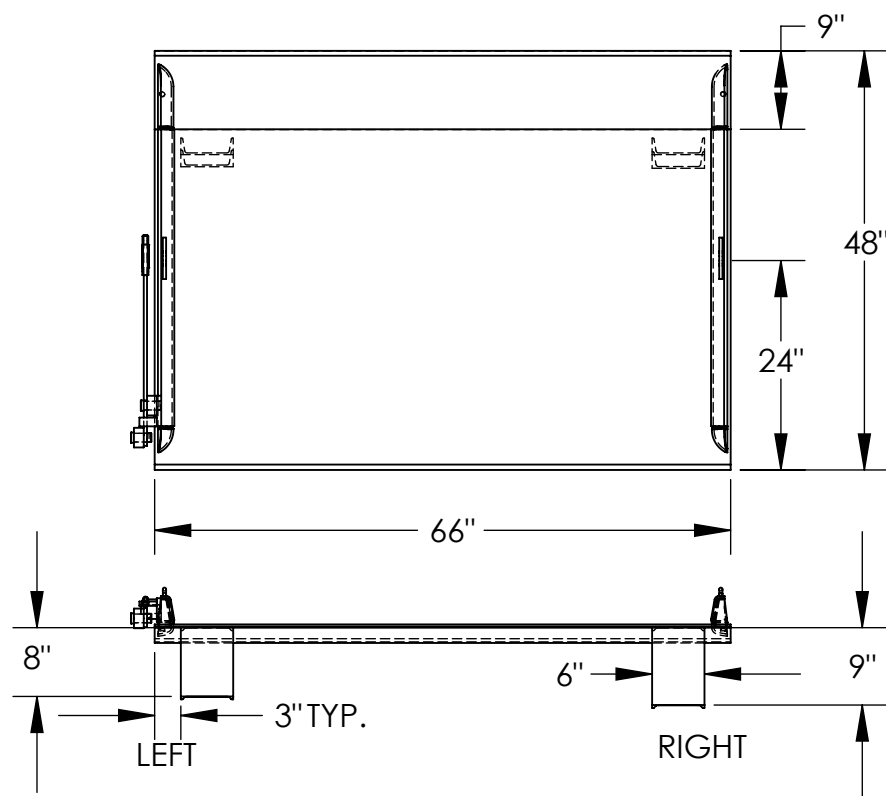


STEEL TRUCK DOCKBOARD - TS-15-6648

APPROX WEIGHT: 387.75 lbs.
DOES NOT INCLUDE WEIGHT OF POWER OR PACKAGING!!!

*** ANY ADDITIONS, DELETIONS, OR OMISSIONS MUST BE CORRECTED ON THIS DRAWING AS THIS DRAWING WILL BE CONSIDERED ALL INCLUSIVE ***
ALL GRAPHICS PROVIDED ARE FOR REFERENCE ONLY. IF CERTAIN DIMENSIONS ARE CRITICAL PLEASE VERIFY THOSE DIMENSIONS WITH YOUR SALESPERSON



SCALE: 1:24

STANDARD FEATURES

MODEL NUMBER: TS-15-6648
CAPACITY: 15,000 LBS
OVERALL WIDTH: 66"
OVERALL LENGTH: 48"
DOCKPLATE THICKNESS: 3/8"
LEVER LIFT IS STANDARD
LOCKING LEGS ARE 6" WIDE
RIGHT LEG LENGTH IS 9"
LEFT LEG LENGTH IS 8"
CROWN IS 11° & 9" FROM EDGE
HEIGHT DIFFERENCE: 7"

SPECIAL FEATURES

NONE

*OPTIONAL SPECIAL FEATURES

OPTIONAL 2 PINS (10-112-001) &
2 CHAINS (1/4" CHAIN, 1,200 LBS
36" LONG, W/HOOK)

*AVAILABLE AT AN ADDITIONAL COST

APPROVAL

I, THE UNDERSIGNED, AGREE THAT THE PRODUCT AS REPRESENTED SATISFIES DESIGN AND DIMENSION REQUIREMENTS. I ALSO ACKNOWLEDGE MY DUTY TO CONFIRM PRODUCT AND INSTALLATION COMPLIANCE WITH ALL APPLICABLE FEDERAL, STATE AND LOCAL REGULATIONS AND STANDARDS.
ALL SPECIAL UNITS ARE NON-RETURNABLE
[] As drawn [] As marked

Signed: _____ Date: _____

LEAD TIME WILL START UPON RECEIPT
OF SIGNED APPROVAL DRAWING

DISTRIBUTOR'S NAME:		P.O.#
VESTIL MANUFACTURING		X
W.O.#		X
DRAWN BY:	ADL	DATE: 12/21/05
REFERENCE:	X	SCALE: 1:22
QUOTED LEAD TIME:	X	QUOTE #
	X	10-007-046