







ASSEMBLY INSTRUCTION

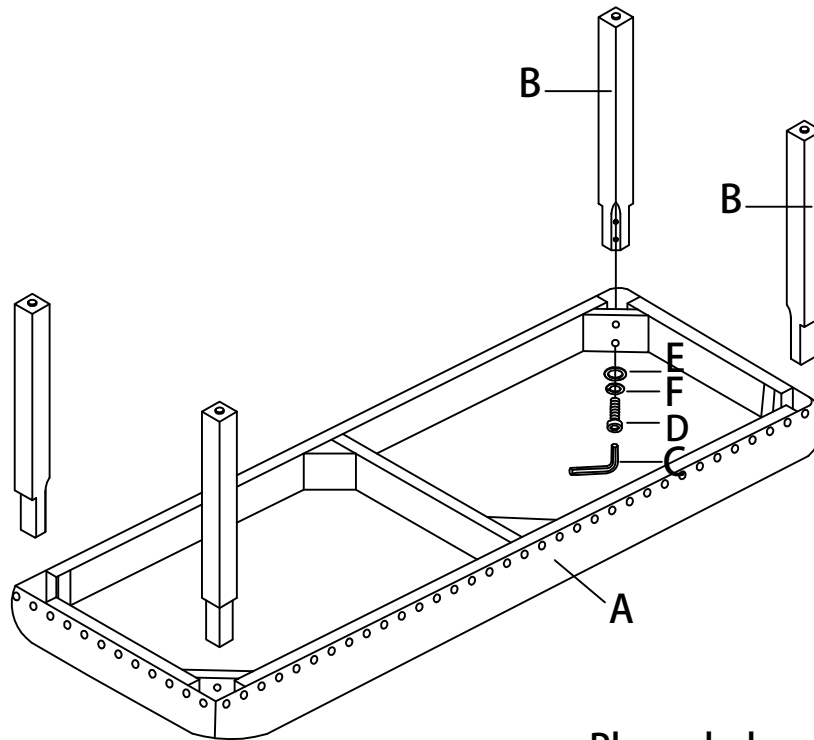
PARTS LIST

NO.	DESCRIPTION	SKETCH	QTY
A	TOP		1PC
B	LEGS		4PCS

HARDWARE LIST

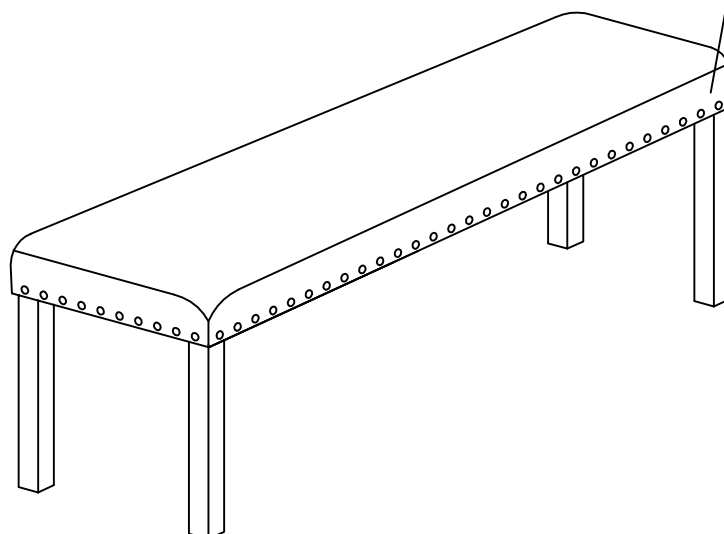
NO.	DESCRIPTION	SKETCH	QTY
C	WRENCH 5MM		1PC
D	BOLT $\times 5/16"$ *2"		8PCS
E	LOCK WASHER 5/16"*22MM		8PCS
F	FLAT WASHER 5/16"		8PCS

STEP:1



Please balance all 4 bench legs on the same level & tighten all the screws.

STEP:2



Caution: Please do not tighten all bolts until the bench is completely assembled!

MADE IN VIETNAM