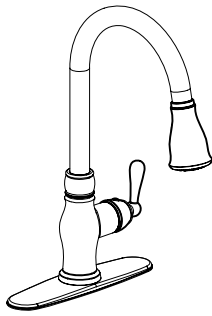


# ULTRA FAUCETS



## Single Handle Kitchen Faucet With Pull Down Spray

Model NO.: UF14100

UF14103

UF14105

## INSTRUCTION

### Tools:

- Adjustable Wrench
- Pliers
- Pipe Wrench
- Screwdriver
- Teflon Tape
- 1 3/8" Basin Wrench or  
1 11/32" Shower Valve Socket Wrench



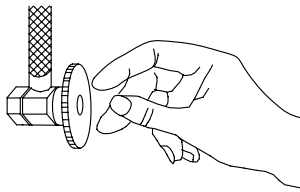
### Maintenance:

Your new kitchen faucet is designed for years of trouble-free performance.

Keep it looking new by cleaning it periodically with a soft cloth. Avoid abrasive cleaners, steel wool and harsh chemicals as these will dull the finish and void your warranty.

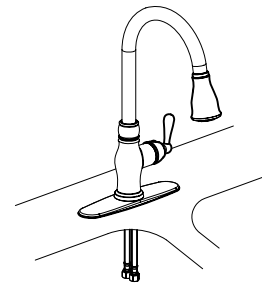
### Preparation / Assembly

1



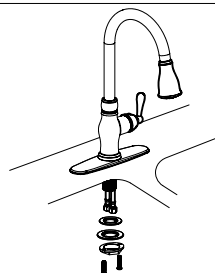
Shut off water supplies. Remove old faucet. Clean sink surface in preparation for new faucet.

2



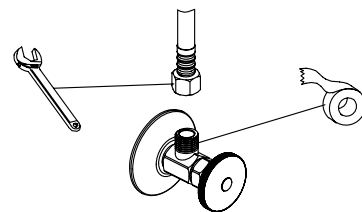
Place optional Escutcheon and Base Plate on bottom of new faucet before position faucet through mounting hole.

3




Remove the 2 screws from locking nut. From under the sink, install the rubber washer, steel washer, and locking nut onto the shank. Tighten the locking nut with a basin wrench or socket tool and install the 2 screws to secure the faucet in place.

4



Apply pipe tape onto threads of water supplies. Use wrench when tightening the hose connection, do not overtighten.

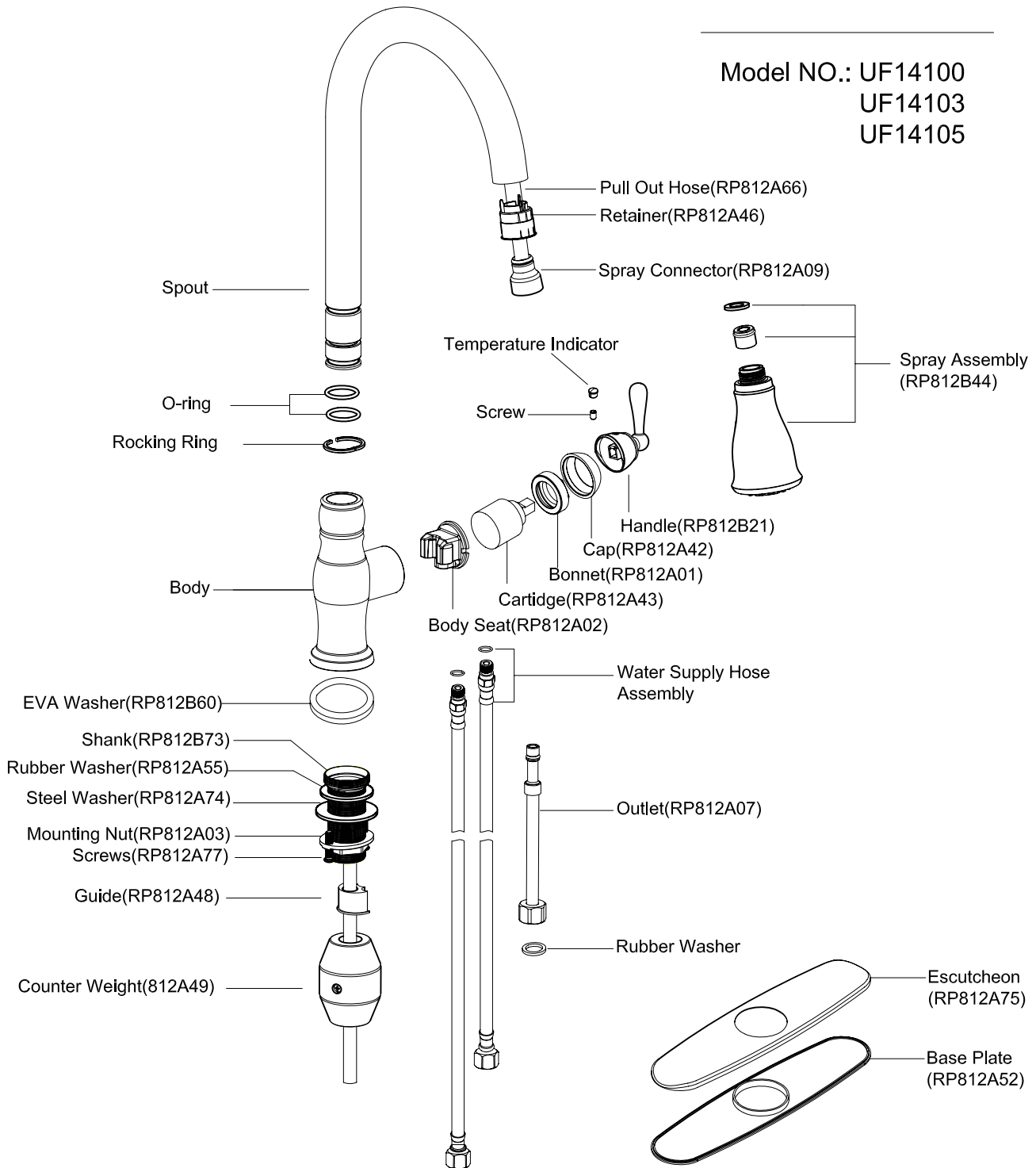
5



**Important:** After installation is completed, turn on water supply and allow both hot and cold water to run for at least one minute each. While water is running, check for leaks. Reinstall Spray head. Your new faucet is now ready to use.

Exploded Drawing  
RP(Replacement Parts)

Model NO.: UF14100  
UF14103  
UF14105



### Limited Lifetime Warranty

Ultra Faucets warrants to the original purchaser that its products will be free from defects in workmanship and materials. All Ultra Faucets are provided with a life time limited warranty. This warranty does not cover any other labor or service charges associated with the removal, repair, or reinstallation of Ultra Faucets products. This express warranty does not apply to products that have been damaged as a result of misuse, abuse, negligence, accident, faulty installation or maintenance practices and/or used in any manner contrary to those recommended by the manufacturer.