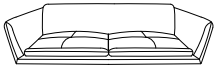
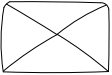






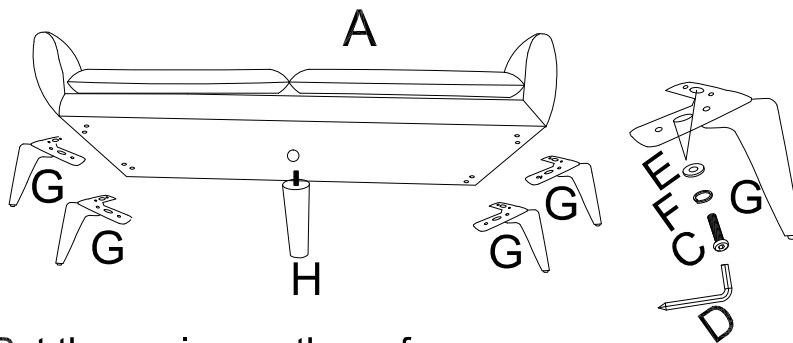


ASSEMBLY INSTRUCTIONS

ITEM	DESCRIPTION/PART	ITEM	DESCRIPTION/PART
A	 SOFA 1 PC	B	 CUSION 2 PCS
C	 BOLT 8 PCS	D	 ALLEN KEY 1 PC
E	 WASHER 8 PCS	F	 SPRING WASHER 8PCS
G	 LEGS 4PCS	H	 PLASTIC LEG 1 PC

STEP1. Screw the metal foot in the position of the right hole.



STEP3. Put the cushion on the sofa
COMPLETE

