



*We Make Your Pet Happy!*

## PORTABLE PET STEPS

3-TIER 15" X 19"

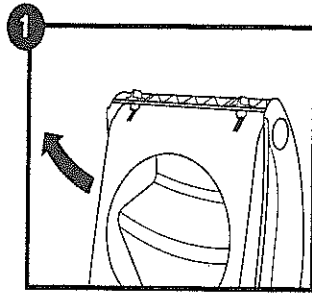
### INTRODUCTION

Congratulations on your purchase of the Portable Pet Steps. Help your pet safely reach couches, chairs, beds, and other hard-to-reach areas. The Petmaker portable steps give your pet struggle-free access to their favorite places. Simply fold down the steps to store them underneath your bed or inside a closet. You can even take the steps anywhere your pet goes.

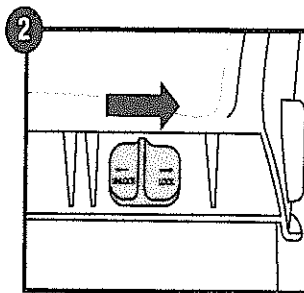
**⚠ WARNING:** Keep fingers/hands clear of hinges and locks to avoid pinching. Make sure both locks are securely in the "LOCK" position to avoid injury.  
**NOTE:** The pet steps are for smaller pet use only. Holds up to 40lbs.

Please read all instructions and warnings on this sheet prior to using your Petmaker Portable Pet Steps. Keep this instruction sheet as it contains important information for future reference.

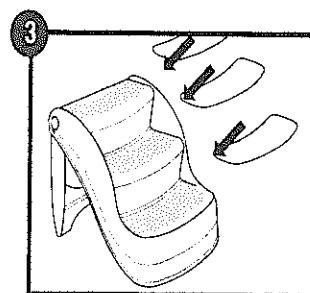
### ASSEMBLY



Pivot the back leg all the way out.



Move both sliding locks to the "LOCK" position. Slide both to the "UNLOCK" position anytime you want to fold up and store your Portable Pet Steps.



Attach the step tread one at a time. Remove the paper backing. Align the step tread with the designated area on the step and press into position. Continue until the other steps are covered.

### CARING FOR YOUR PORTABLE PET STEPS

Clean your Portable Pet Steps with water and a damp cloth.