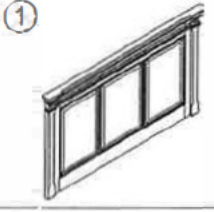









ASSEMBLY INSTRUCTION

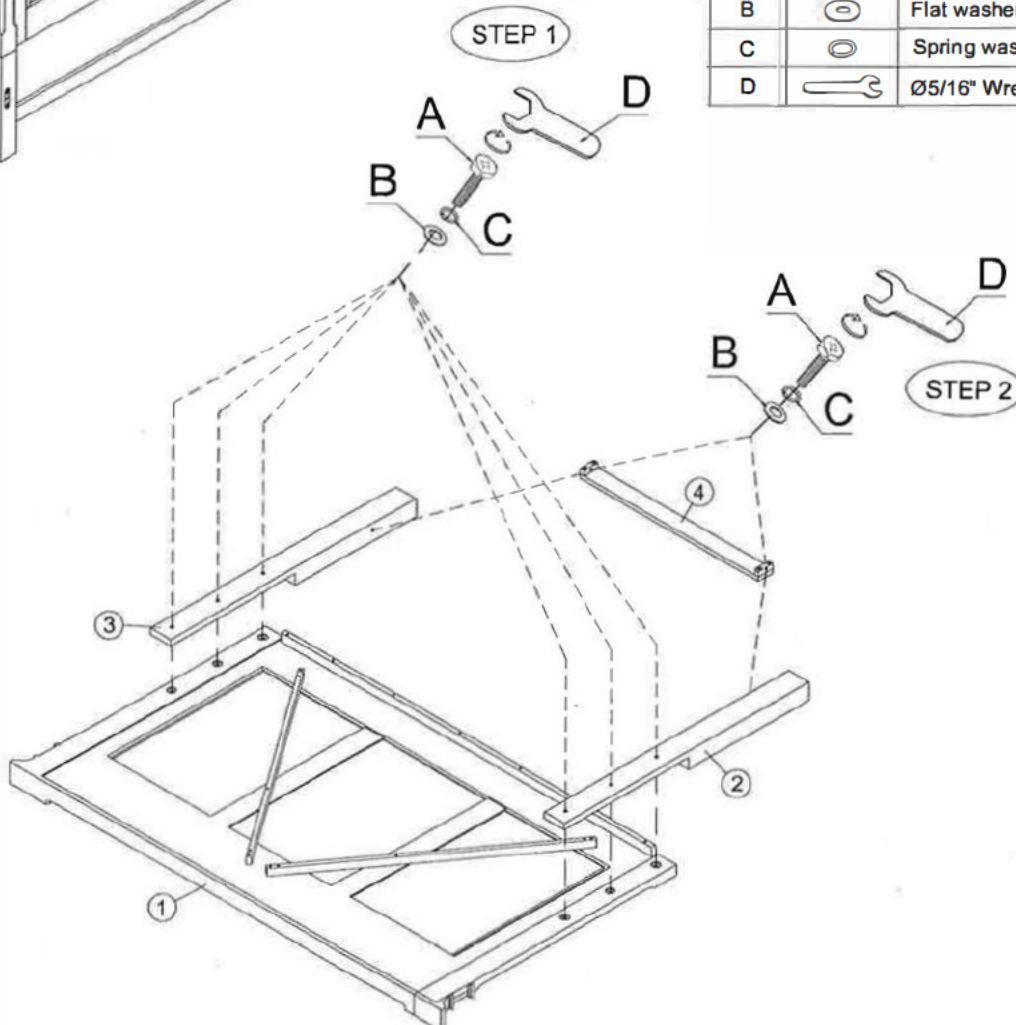
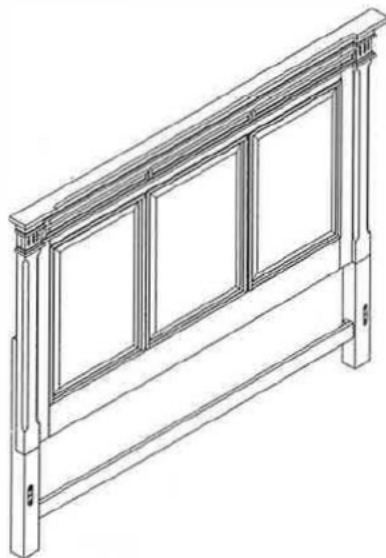
Thank you for purchasing this quality product. Be sure to check all packing material carefully for small parts which may have come loose inside the carton during shipment. Identify and count all parts and compare with the parts List Below:

PART LIST:

			
HEAD BOARD: 1PC	RIGHT LEG : 1PC	LEFT LEG : 1PC	HEADBOARD LEG STRETCHER: 1PC

HARDWARE LIST

NO.	Drawing	Description	Q'ty
A		Bolt $\Phi 5/16"$ x 1-3/4"	8pcs
B		Flat washer ($\Phi 5/16"$ x 19mm)	8pcs
C		Spring washer ($\Phi 5/16"$)	8pcs
D		$\Phi 5/16"$ Wrench(12mm)	1pc




CLEANING INSTRUCTION

C lean the surface with a furniture polish and a soft cloth.

ASSEMBLY INSTRUCTION

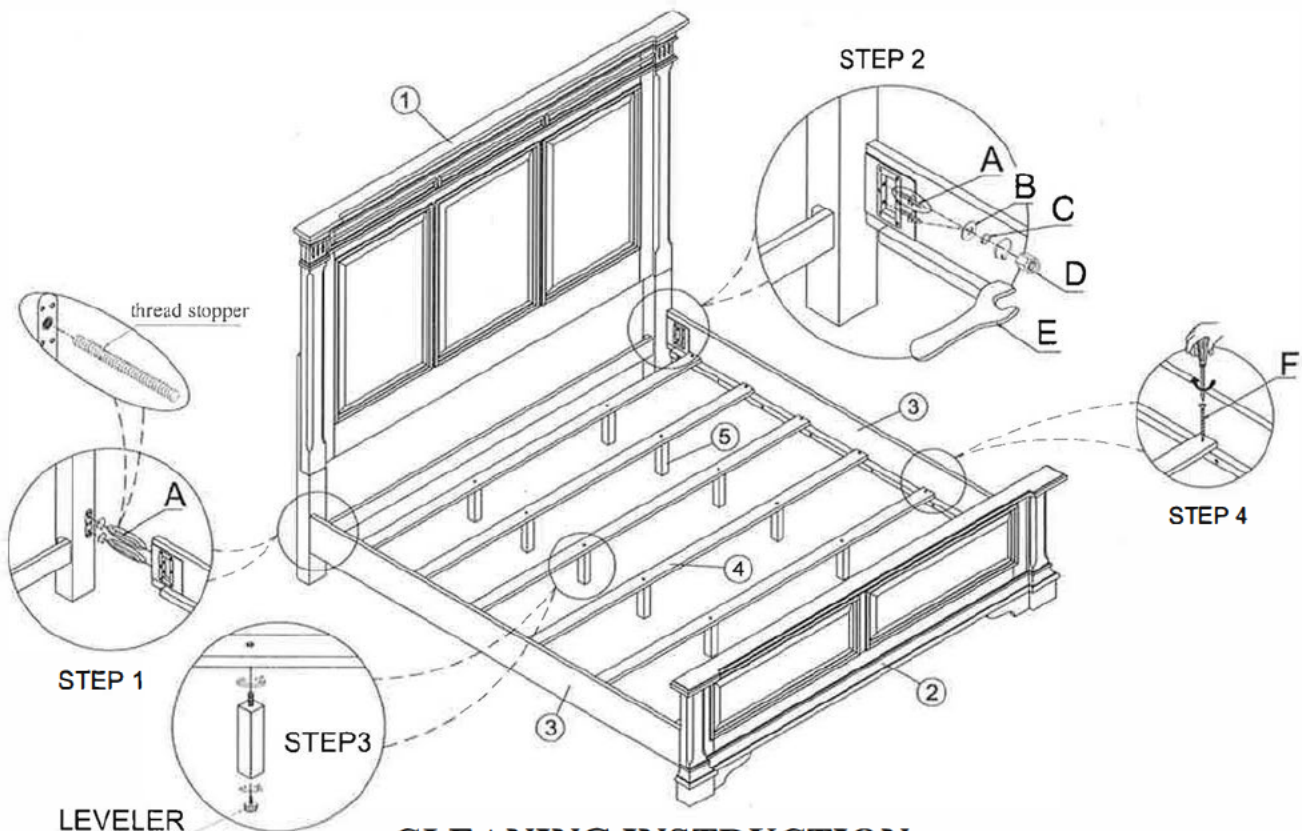
Thank you for purchasing this quality product. Be sure to check all packing material carefully for small parts which may have come loose inside the carton during shipment. Identify and count all parts and compare with the parts List Below:



HARDWARE LIST			
NO.	Drawing	Description	Q'ty
A		Threaded Bolt Ø5/16" X3 1/2"	8pcs
B		Flat washer (Ø5/16"x19mm)	8pcs
C		Spring washer (Ø5/16")	8pcs
D		Hex Nut (Ø5/16")	8pcs
E		Ø5/16" Wrench(12mm)	1pc
F		Wood screw Ø8 x 1"	10pcs

PART LIST:

① HEAD BOARD: 1PC	② FOOT BOARD: 1PC	③ SIDE RAIL : 2PCS	④ King Bed Slats: 5pcs Queen Bed Slats: 4pcs	⑤ King Bed Support legs: 10pcs Queen Bed Support legs: 4pcs
--------------------------	--------------------------	---------------------------	--	---



CLEANING INSTRUCTION

Clean the Bed surface with a furniture polish and a soft cloth.