




# G776A 150CM Three-tier Bookcase with Protective Corner Cover Installation Diagram



If you cannot see the paper installation diagram clearly, please scan the QR code on WeChat to obtain the electronic version of the graphic and textual instructions.

If there is any transportation damage, please inform customer service of the specific accessories and ask them to help you resend them for free!


			
A*12	B*30	C*1	D*4
4CM pointed screw	small nail	sandpaper	protective corner cover

**Attention: This product is suitable for the age group of "three years old and above". The product is only allowed to be installed by adults and should not be approached by children.**

## Installation steps:

**Tip: When installing screws, tighten them to seven-tenths of their full tightness. After all are installed, then fully tighten them.**

Panel Name and Serial Number:



Shelves ①x2	Standing panel ②x4	Coverpanel ③x2	Side panels ④x2	Back panel ⑤x3
----------------	-----------------------	-------------------	--------------------	-------------------

# Step 1: Overall Part Installation

<1>

Gap facing upwards

