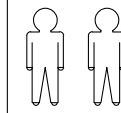
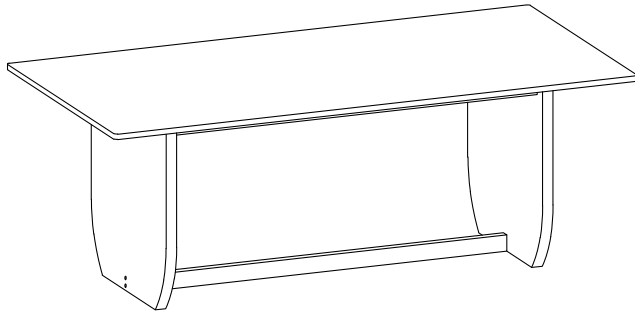


# ASSEMBLY INSTRUCTIONS

MODEL : TB8113 (1000X2000)

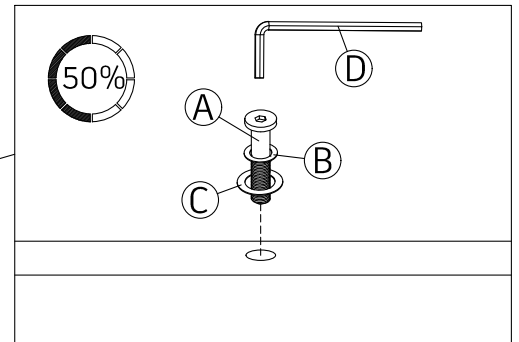
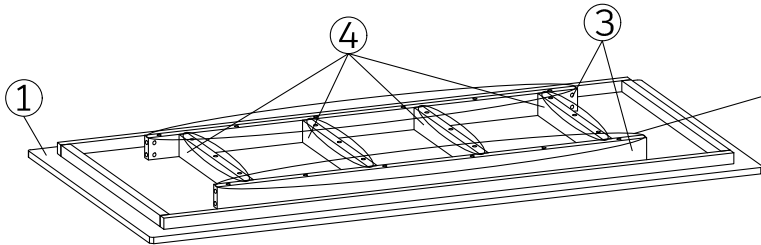


2 Persons Recommended

ITEM	HARDWARE LIST	DESCRIPTION	QTY
A	JCBC M6 x 55mm		36 PCS
B	Spring Washer M6		36 PCS
C	Flat Washer M6 x 13mm		36 PCS
D	Allen Key M4 Long		1 PC
E	Adjuster M6 x 23mm		4 PCS
F	Wood Button		12 PCS
G	Barrel Nut M6 x 13mm		8 PCS

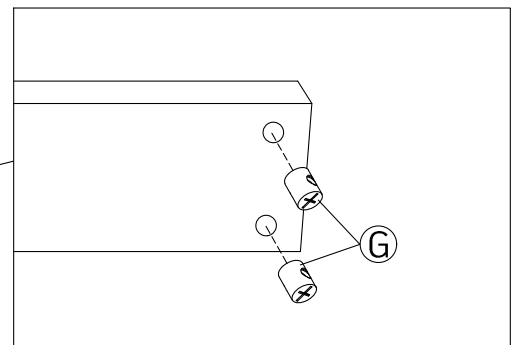
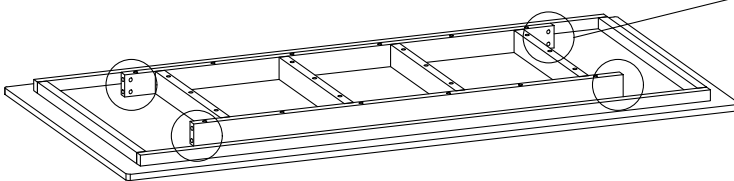
ITEM	PART NAME	QTY
1	Table Top	1 PC
2	Leg	2 PCS
3	Side Apron	2 PCS
4	Centre Apron	4 PCS
5	Leg Support	1 PC

## STEP 1

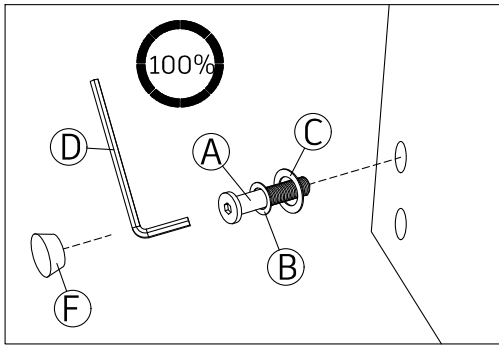


Tighten the bolts at **50%**.

## STEP 2

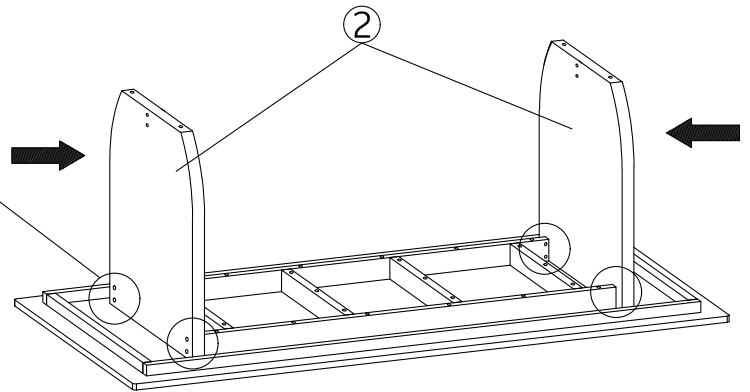


### STEP 3

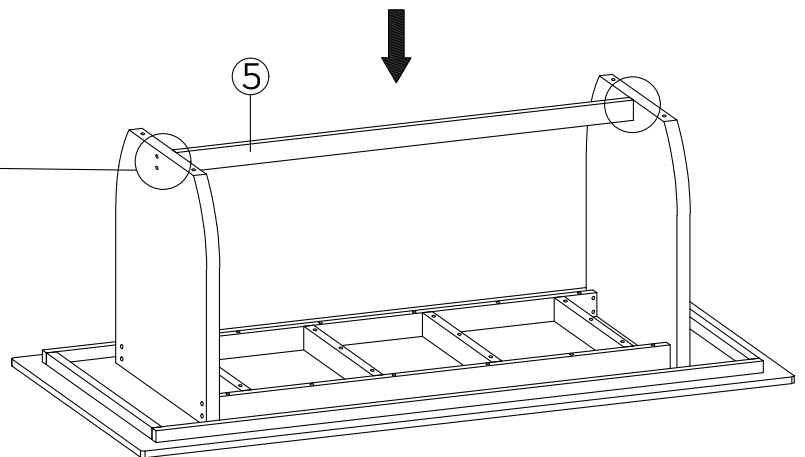
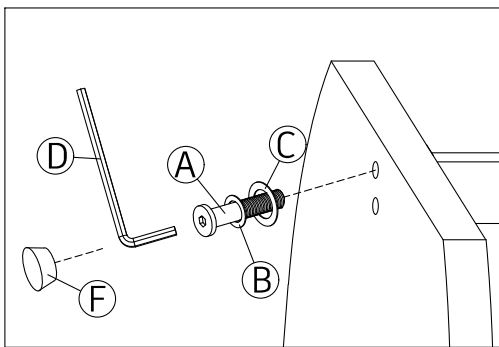


Tighten the bolts at **100%**.

After step 3 completed, please tighten all bolts from **step 1** at **100%**.



### STEP 4



### STEP 5

