

4620 EDGE PULL

2" CTC



SPECIFICATIONS

STYLE	Contemporary
PROJECTION	1.125

4620 EDGE PULL

2" CTC




ESTATE PORTFOLIO

Model Number:
4620.150.BIN

Key Features

- ✓ This family is available in a 2", 4", and 6"
- ✓ Solid brass construction, feeling the difference in quality in every piece of cabinet hardware.
- ✓ Nickel-plated brass creates a crisp and clean look for both traditional and contemporary designs.
- ✓ Mounting Hardware included

FINISHES OPTIONS



Satin Nickel - 150, US15




Lifetime (PVD) Polished Nickel - 055



Polished Chrome - 260




Lifetime (PVD) Polished Brass - 003



Lifetime (PVD) Satin Brass - 044



Satin Black - 190



Venetian Bronze - 112, 11P



Non-lacquered Brass - 031

all measurements in inches

SPECIFICATIONS

STYLE Contemporary

PROJECTION 1.125