


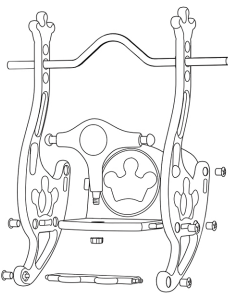
Swing Installation instructions



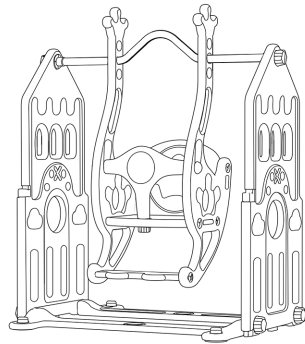
Step1: Assemble the suction cup on the side plate.



Step2: Connect the swing base to the side plate of the slide with a A type nut.

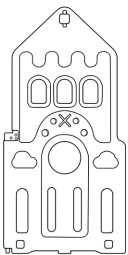


Step3: Attach the swing armrest and swing side panel to the seat and iron rods foot rest.



Step4: Install the duck tongue nut both sides of the iron rod, fix it with iron beam screws, connect with the slide, and install the outer side plate with A type nut.

Accessories



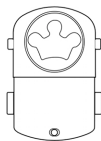
Side panel*2



Swing base*2



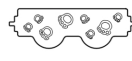
Swing side*2



Swing seat



Iron rods



Foot rest



Swing armrest



water plug



Suction cup



plastic screwdriver



A type nut



Ducktonguenut



B type nut