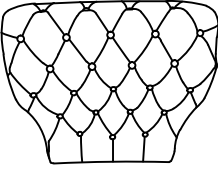

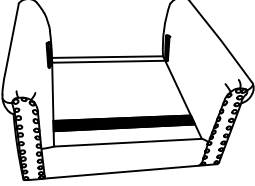


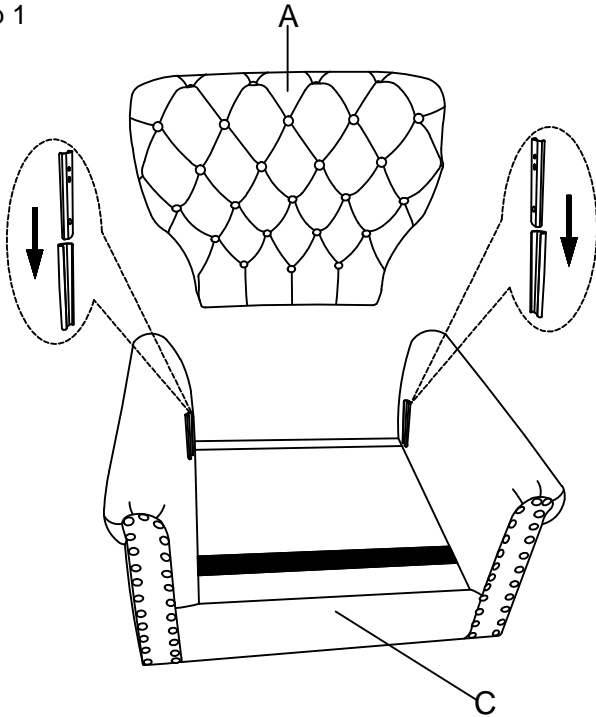


Assembly Instruction

PART LIST

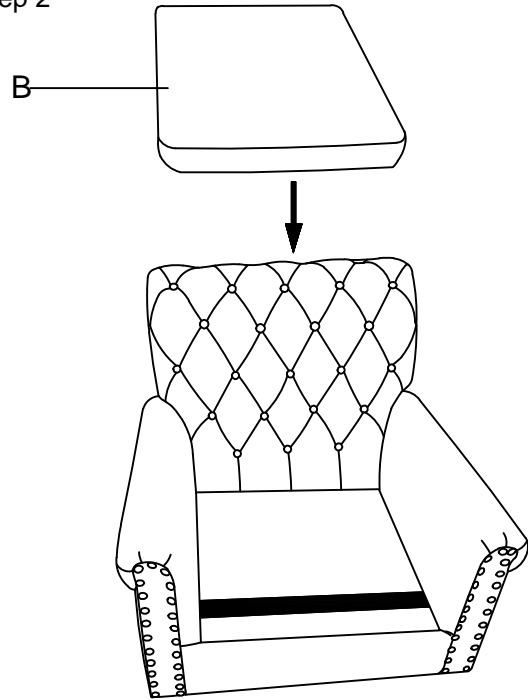
<p>Ax1</p>  <p>back</p>	<p>Bx1</p>  <p>cushion</p>	<p>Cx1</p>  <p>Sitting frame</p>	<p>Dx2</p>  <p>the forward foot in a step</p>	<p>Ex2</p>  <p>the rear foot</p>
---	---	---	--	---

Step 1



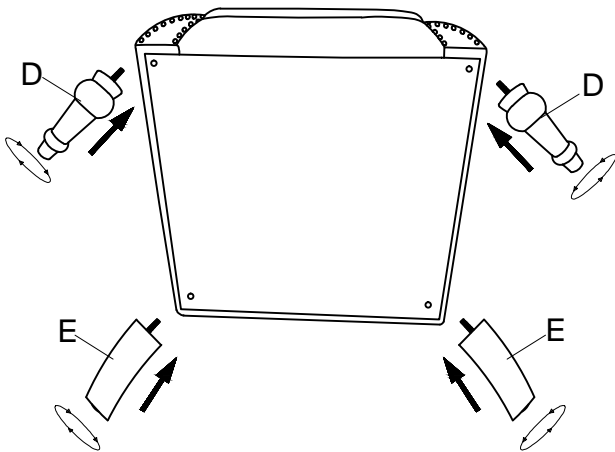
Insert the backrest into the seat frame groove.

Step 2



Stick the seat cushion onto the seat frame.

Step 3



Screw the front foot and rear foot onto the seat frame to complete.

Step 4

