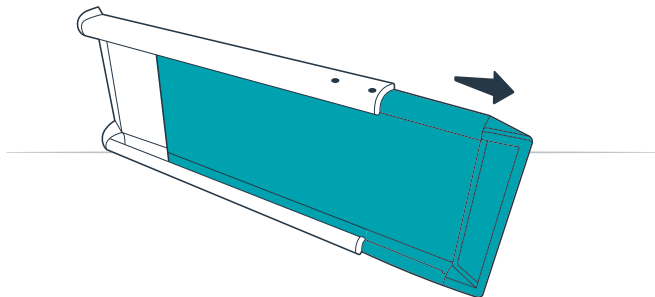


Get started!



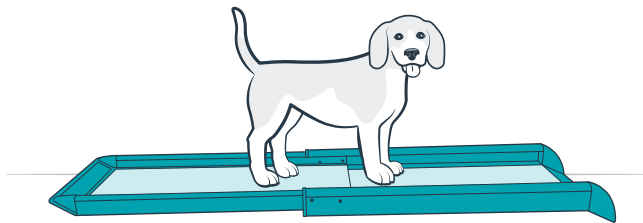
DOG RAMP

1



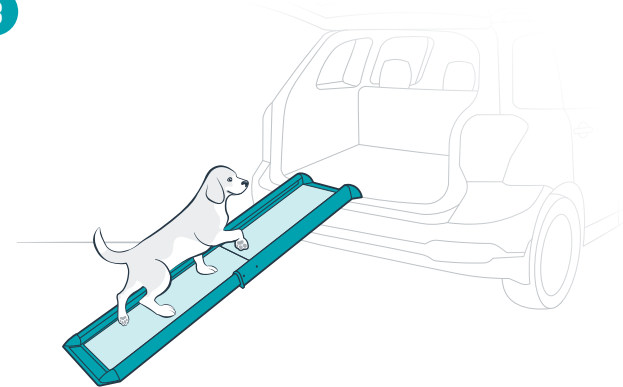
If you have an extendable ramp, set it on its side and pull to extend the ramp. The ramp is safe and effective for pet use at any length—it doesn't have to be fully extended.

2



Start with the ramp flat on the ground and offer treats to encourage your dog to walk across. Don't worry if your dog hesitates at first. We all need a little reassurance sometimes!

3



Set up the ramp on your vehicle with all four rubber feet resting on a stable surface. Offer treats to gently encourage your dog to practice walking up and down.

With a little patience and a lot of praise, your dog will soon be happy using the ramp on his own.

Let's give your buddy a leg up on adventure.