



**T O V**



**Clementine Console Table**

**DON'T BE BORING.**

# Hardware and Components



A x1pc



B x2pcs



C x18pcs



D x1pc

## STEP 1

Open box of hardware and legs.

This hardware box will be a smaller box inside of the main box. Look for the red streamer.

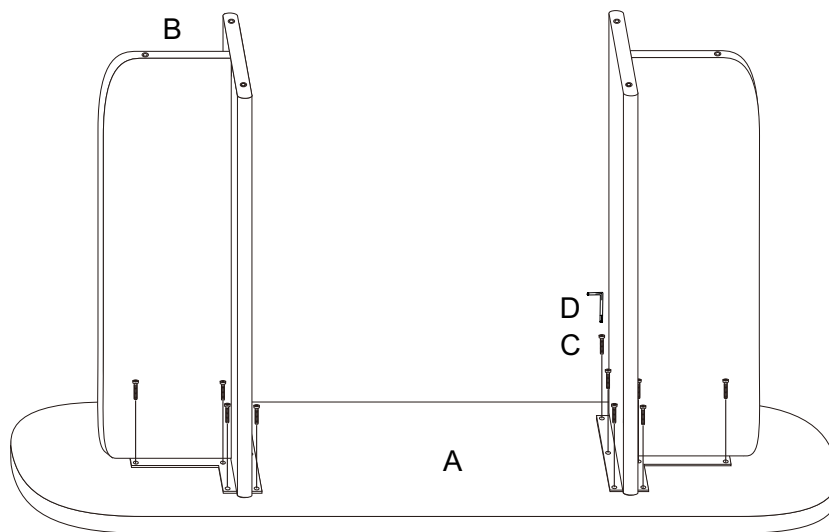


## STEP 2

A. Tip the table top over.

B. Attach legs (parts B) to table top (part A) using parts C .


C. Lightly tighten with Allen Key tool (part D).



## STEP 3

A. Turn the product over so it is standing in the upright position.

B. Complete!



Stuck?

Contact our team @ 516-888-3355

Scan for product care!




# TOV



## Follow us!

Show your new purchase some love by tagging it on our Instagram!

 @tovfurniture

 516-888-3355

 hello@tovfurniture.com

 www.tovfurniture.com

If the future is female—your furniture should be, too. No mahogany in sight. Sexy settees shaped like lips. Price points for any budget. At TOV, we do things differently.