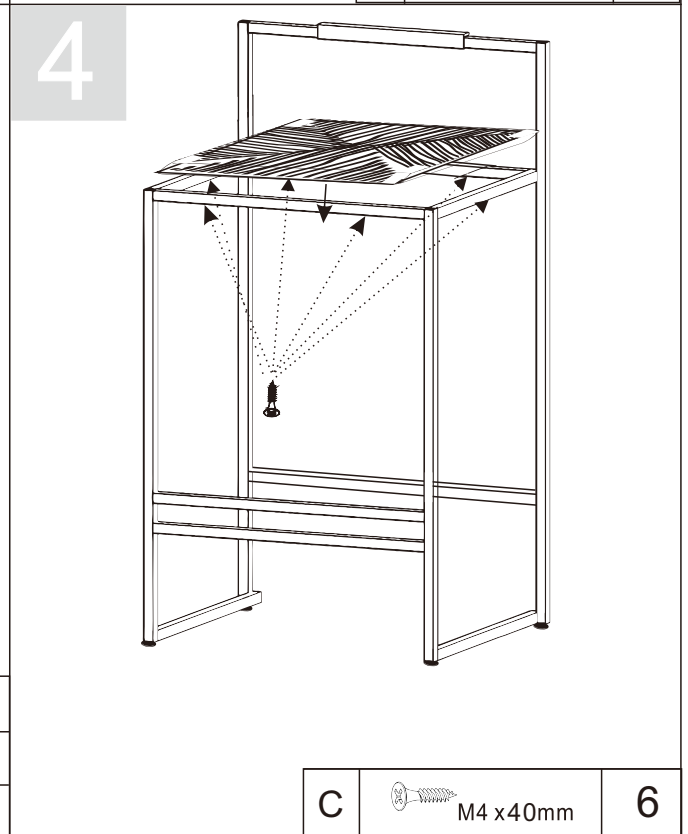
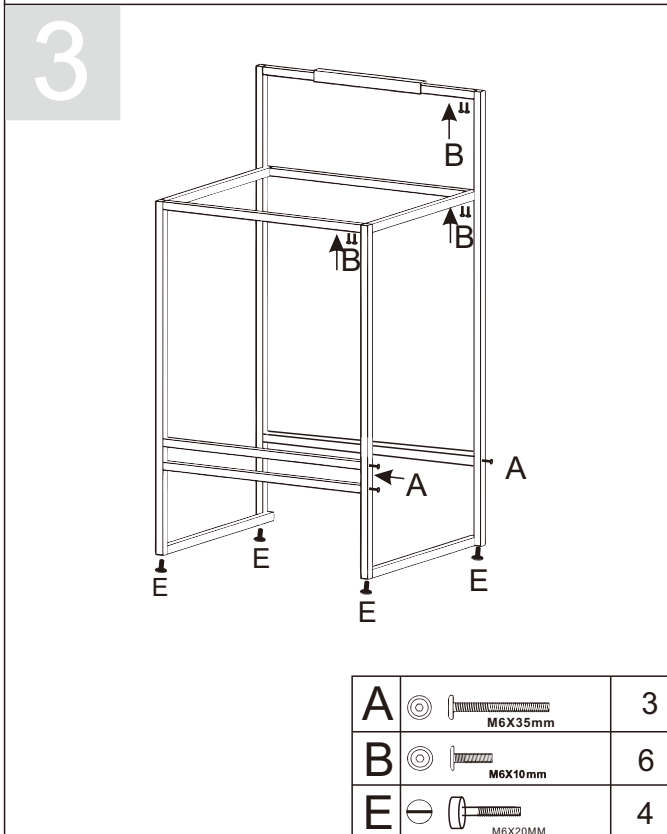
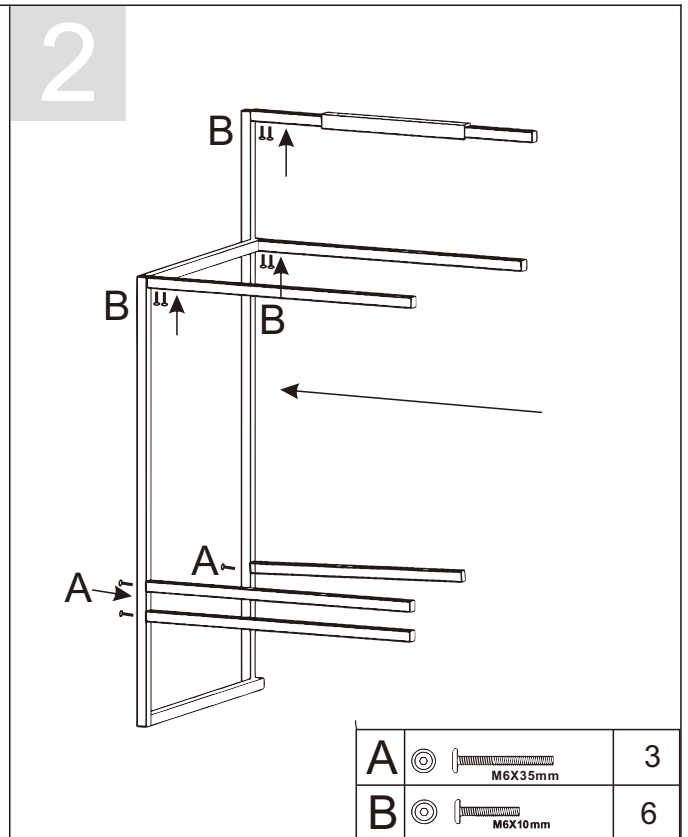
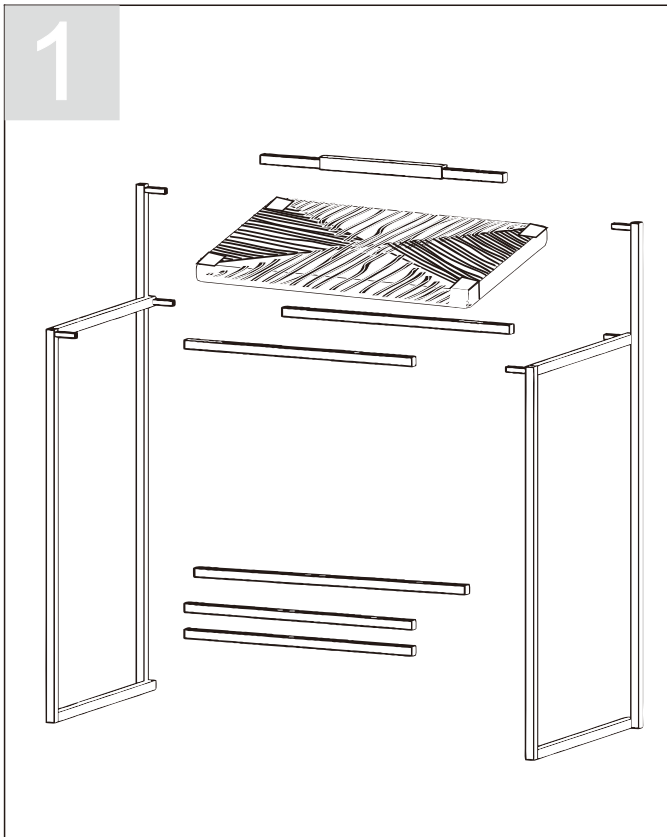


User's Manual



IMPORTANT-READ CAREFULLY-RETAIN FOR FUTURE REFERENCE

WARNING:

- Children must stay away from the assembly zone, preventing children from potential asphyxia because of plastic bag and foam breathing in nose;
- For your safety, please do not tread or climb product.
- The loading weight shall be within the range that vendor claims. The product is designed for adults use, domestic use and indoor use only.
- The product shall not combine with other product for use.
- If the product with seat height adjustments with energy accumulators that only trained personnel may replace or repair seat height adjustment components with energy accumulators
- Check regularly that all assembly fastenings are properly tightened, do not use the product if any structural part is broken or missing
- Incorrect installation and incorrect use can cause accidents. Please completely follow the guidance of assembly instruction.

Security instructions:

- Before assembling check whether all parts listed in the parts list have been delivered. Do not start assembling if parts are missing or damaged.
- A failure to assemble this product correctly could cause damage or result in serious injury! Before assembling make sure that you have enough space for the procedure. Assemble on a flat surface.
- Keep the assembly instructions available at all times and follow each of the individual steps exactly.
- During assembly, be careful with all the parts of the assembly (do not walk on them or distort them) and beware of shearing and trapping risks. Keep children and pets away while setting up the furniture.