



XOU15WGBS

15" BLACK STAINLESS STEEL UNDERCOUNTER
SINGLE ZONE WINE COOLER

15" UNDERCOUNTER SINGLE ZONE WINE COOLER



XOU15WGBS

- Zero Clearance Hinges
- Fully extending telescoping shelves reveal everything
- Intuitive Digital Touch controls
- Secure door lock

15" UNDERCOUNTER OUTDOOR WINE COOLER

Keep 34 bottles close at hand and ready to serve at 41° to 64° F.

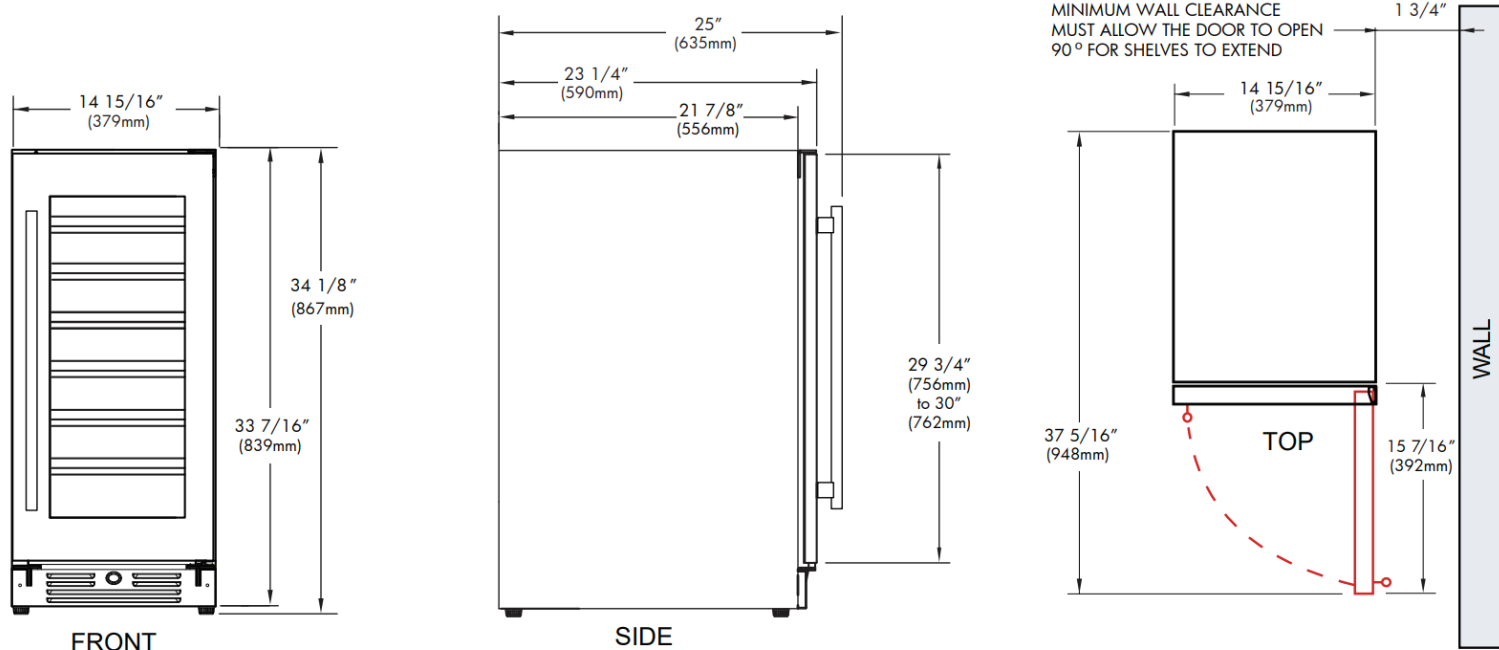
This elegant, efficient wine storage and serving center is the perfect choice for convenient entertaining. At only 15" wide and designed to install flush with your cabinetry, this quiet and efficient wine cooler will prove to be the ideal choice for entertaining or just relaxing.

When it is all about the wine - it is all about XO.

WORLD CLASS SERVICE | COMPREHENSIVE WARRANTIES

OUR LASTING COMMITMENT TO YOU

*Specify **R** for right hand hinge - or - **L** for left hand hinge



FEATURES

CAPACITY

Full extension clear glass shelves hold:
(66) 12oz Cans At 34° To 50° F

FEATURES

- Zero clearance hinges for flush integration
- Secure door lock
- Non-reversible door - specify right or left hinge
- Removable 3 bottle wine rack
- Library quiet 39 dBA operation
- Elegant tri-color interior illumination
- Intuitive digital touch controls
- 6 1/2' Power Cord with low profile 90° flat plug
- Alarm Functions
- Energy Saver and Sabbath Mode

Note: zero clearance hinges are visible just above and below the door

SPECIFICATIONS

ELECTRICAL 120V 60HZ 4.35 AMP*

DIMENSIONS H 34 1/8"
W 14 15/16"
D 23 1/4"

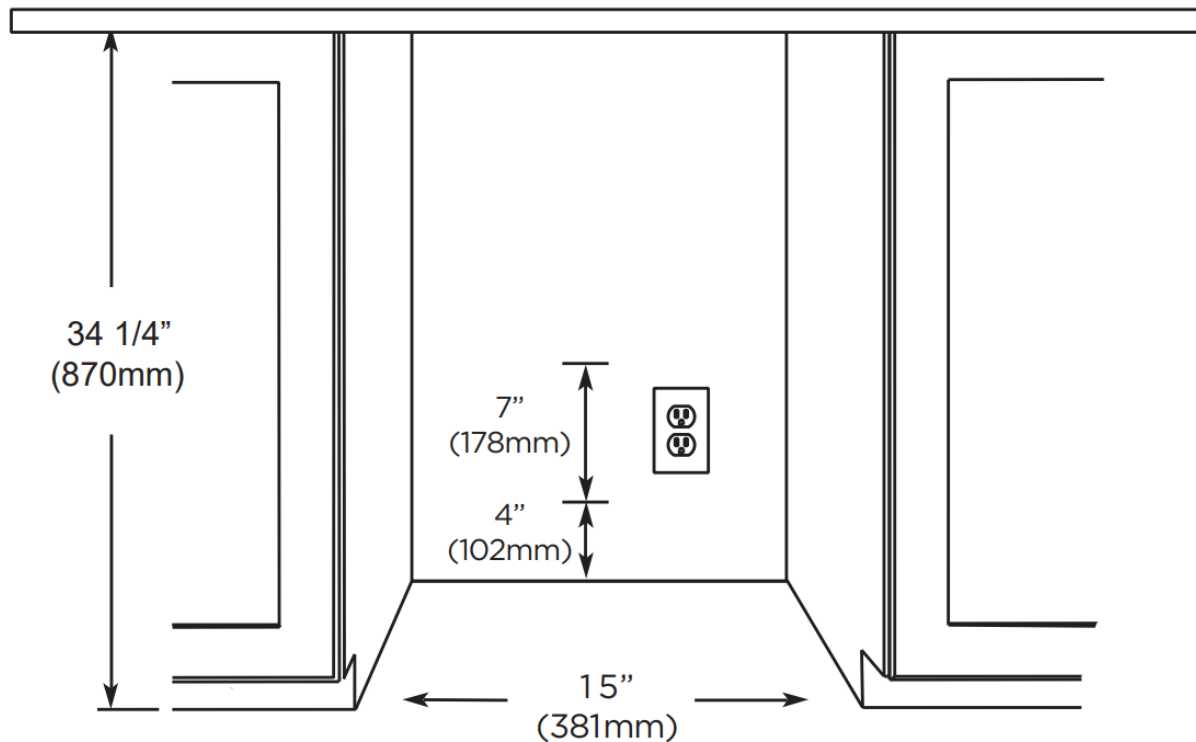
ROUGH IN H 34 1/4" min
W 15"
D 24"

REFRIGERANT R600A



Two Different Style
Handles Included

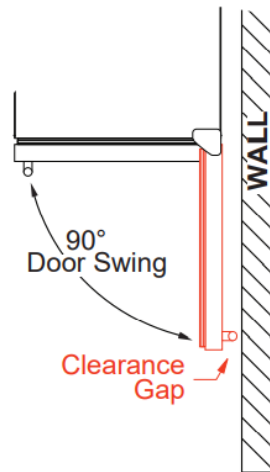
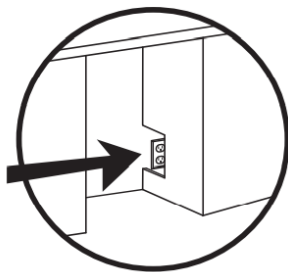
ROUGH-IN DIMENSIONS



All XO undercounter units arrive pre-wired with low profile plugs for easy installation



Need more space -
Cut into an adjoining cabinet to reach an outlet there



When installing with The hinge side next to a wall -Leave 1-3/4" clearance gap for cabinet handles door must be able to open a minimum of 90° .

The door stop is set at 110°
But can be reset to 90° or 140°.

If the door cannot open fully
You cannot extend the shelves.
Consult the manual for Instructions
on changing the door stop setting.