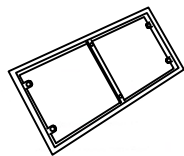


Do not fully tighten bolts until assembly is complete



A*1



B*1



C*1



D*1



E*1




F*1



G*1



H*1



I*1



J*1



K*2



L*1



M6*15

① x8



M6*40

② x14



M6*45

③ x4



M6*60

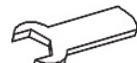
④ x3




⑤ x3



⑥ x1



⑦ x1



ABOUT US

Since 2009, our company has been committed to producing high-quality outdoor products.

Thank you for your trust and support.

We will provide you with the best shopping experience with our sincerest service and deepest gratitude. Your satisfaction is our eternal pursuit. Being trusted by you is our perpetual goal.

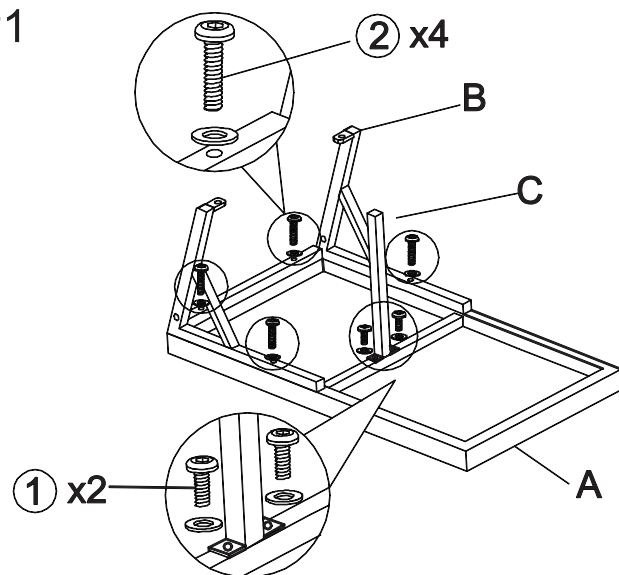
On the journey from strangeness to familiarity, and from trust to satisfaction, it is your warm support that gives us more

motivation to continue moving forward and providing even better quality and service.

Looking forward to the completed product after assembly! As all our products are handmade, some uncontrollable factors may arise. If you encounter any quality issues with the product or experience difficulties during assembly, please do not do not panic! Kindly contact us as soon as possible. Our customer service team will provide you with the fastest solution and offer you quality and professional service.

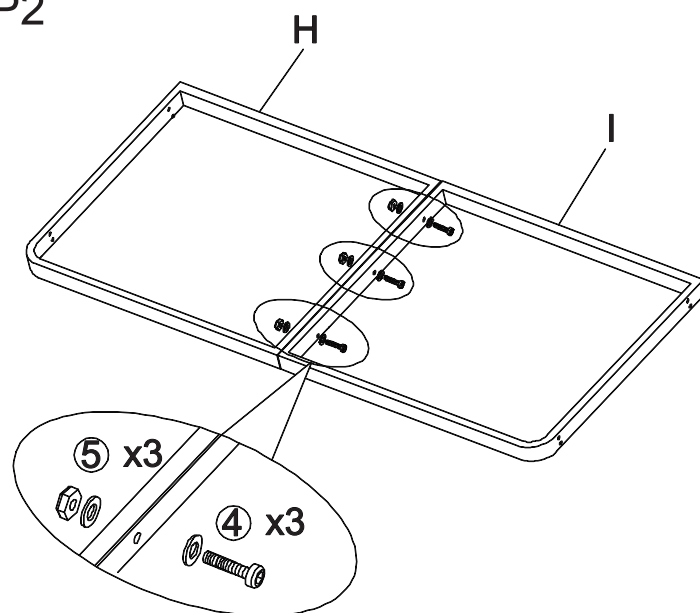
STEP1

A*1
B*1
C*1
① x2
② x4
⑥ x1



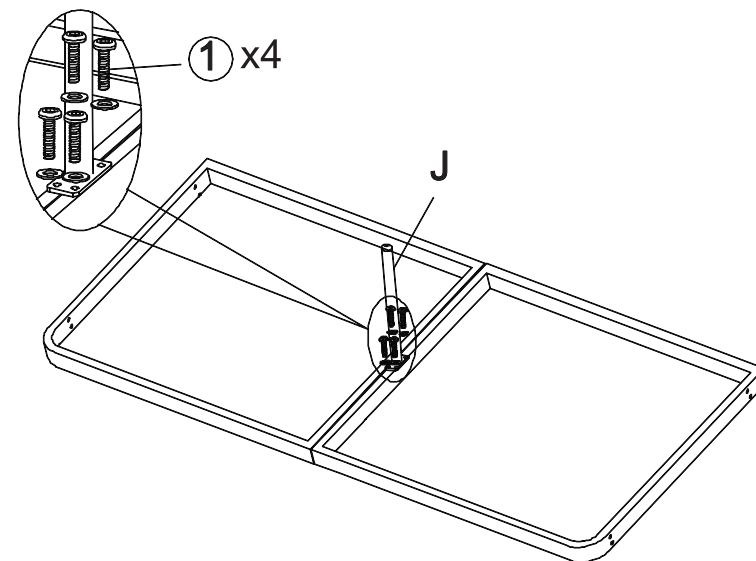
STEP2

H*1
I*1
④ x3
⑤ x3
⑥ x1
⑦ x1



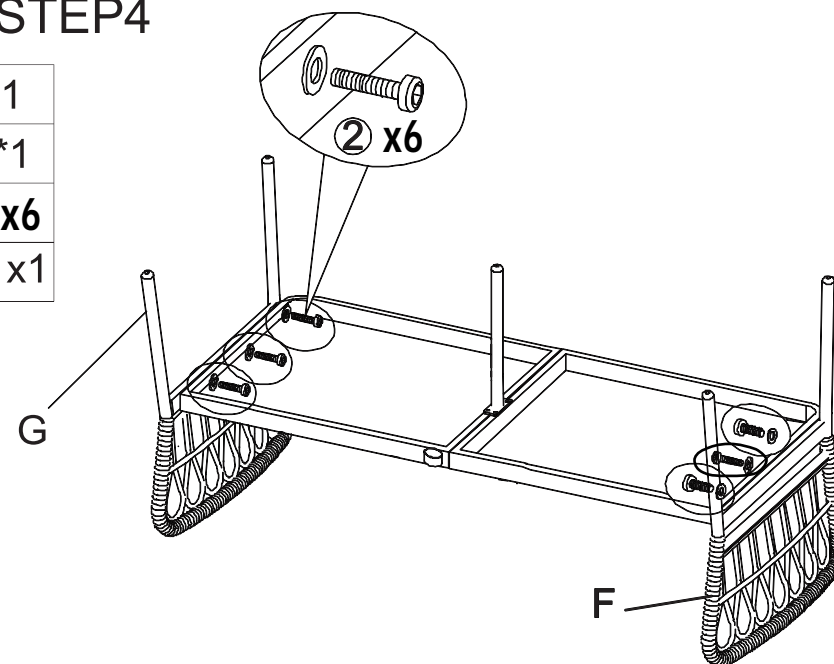
STEP3

J*1
① x4
⑥ x1



STEP4

F*1
G*1
② x6
⑥ x1



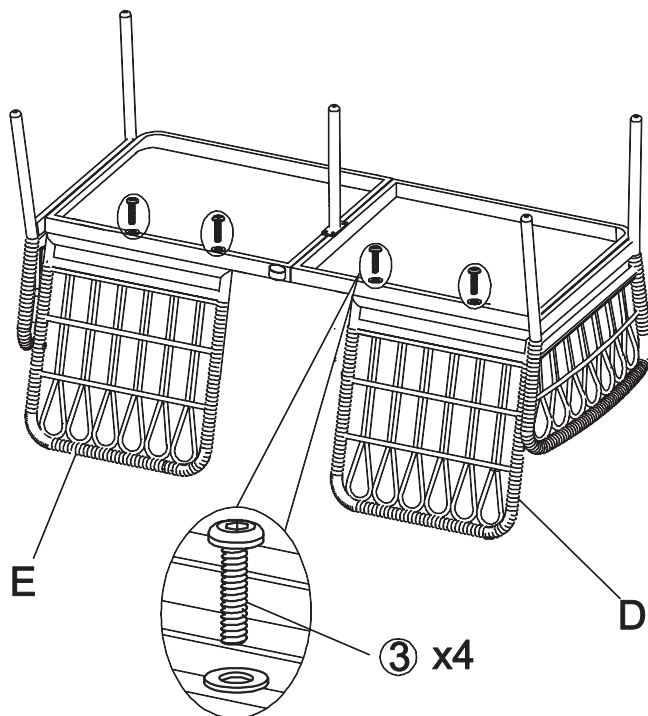
STEP5

D*1

E*1

③ x4

⑥ x1

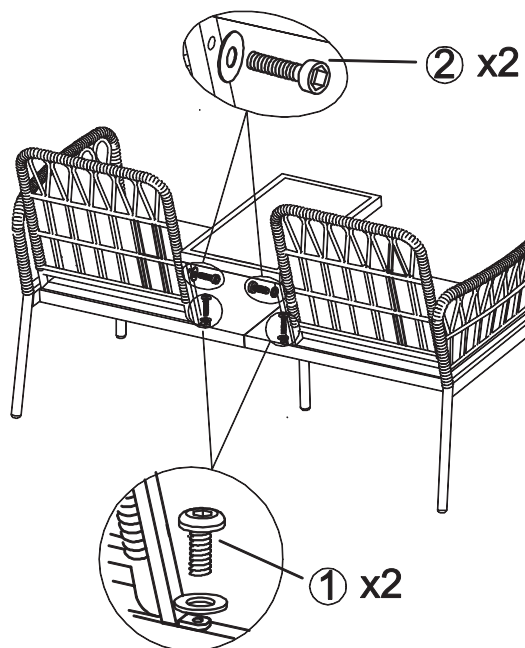


STEP6

① x2

② x2

⑥ x1



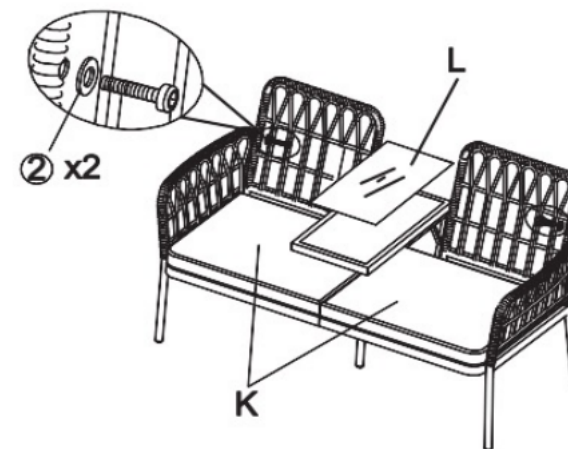
STEP7

K*2

L*1

② x2

⑥ x1



Do not seat on table top

FURNITURE CARE AND MAINTENANCE

Polyrattan Furniture

Thank you for your purchase. We want your item to last as long as possible. To ensure the product gives you years of service, please refer to this care and maintenance guide.



MAINTENANCE

- Tighten all bolts and screws again within the first 2 weeks of assembly.
- Check the tightness of all bolts every 2 months, tighten them if necessary.