


Installation guide for pipe fittings






Now the first step is to install the pipe fitting above.





If you want to supply water, you can also connect the water pump first.



If you want to supply water, you can also connect the water pump first.



You can connect the pump first.



This pump




There are 4 suction cups under the pump



Fixed directly below



Connect the pump now



Tighten the connector on the water pump.



Then sleeve the fittings



Just put it on like this



You can put this lid on first.



Then tighten the lower chuck.



Then just tighten it like this.



Put the filter material below



Just pour this into the platform.



In this wet and dry glass box





Thanks for watching