


Kitchen Island

IMPORTANT

Carefully remove all the parts from the carton and place them individually on a soft cloth to prevent scratches or other damage.

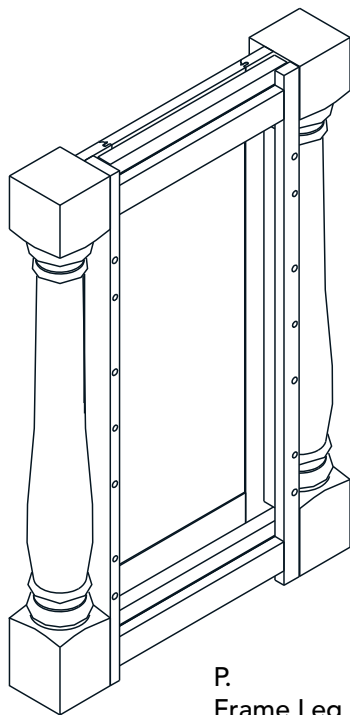
Carefully and strictly follow these assembly instructions to ensure a completed product as designed.

Do not use power tools above 8 volts to assemble.

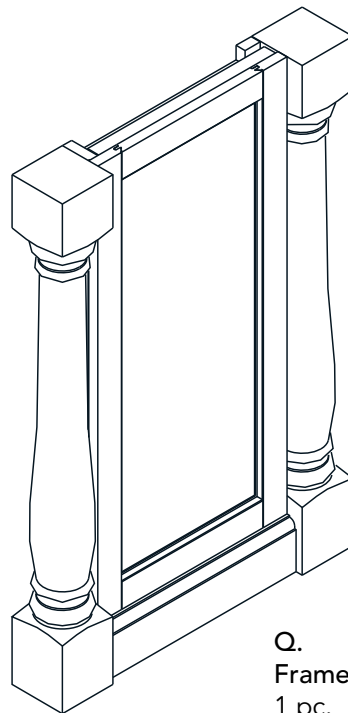


Patent 8,584,600 B2

Part List



P.
Frame Leg
1 pc.



Q.
Frame Leg
1 pc.

For assembly see instructions in carton.