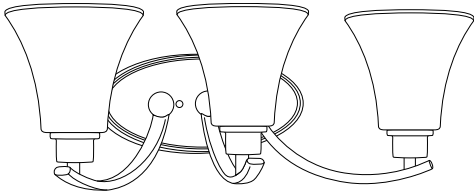
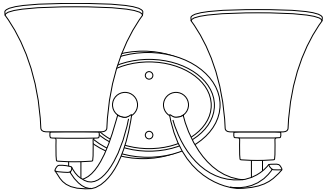
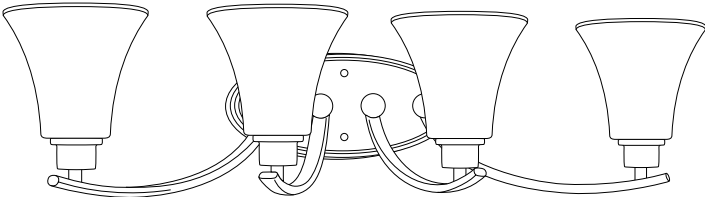
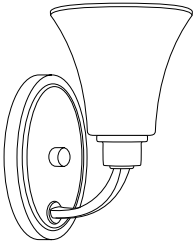
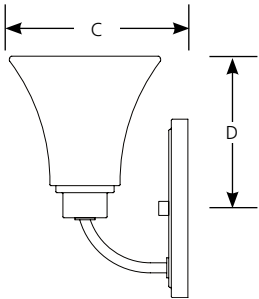
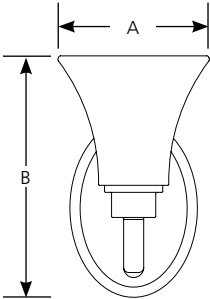


Catalog No.	Finish		Lamping	Dimensions (Inches)			
	Brushed Nickel	Antique Bronze		A	B	C	D
			1 (m) 100w	6	9-1/2	7	6
			2 (m) 100w	14	7-5/8	8-1/8	4-1/8
			3 (m) 100w	22	7-5/8	8-1/8	4-1/8
			4 (m) 100w	30	7-5/8	8-1/8	4-1/8



Specifications:

General

- White etched glass or etched light umber glass shades: 6" dia.
- Can be mounted in "up" or "down" position
- Steel construction
- Hand painted antique bronze or plated brushed nickel finish

Mounting

- Wall mounted
- Back plate covers a standard recessed 4" octagonal outlet box

5" x 7" x 3/4" (vertical oval)

7" x 5" x 3/4" (horizontal oval)

10" x 4-1/2" x 3/4" (horizontal oval)

10" x 4-1/2" x 3/4" (horizontal oval)

- Mounting strap for outlet box included
- Threaded socket ring secures glass

Electrical

- Ceramic medium base sockets
- Pre-wired

Labeling

- UL-CUL damp location listed