


# Product specifications

---

Respected users:

Thank you for choosing our products. In the use of our products when any non-human factors of quality problems, please call our after-sales service number,we will be at your service!



# Instructions

**With this instruction and valid purchase invoice, we offer you the following services;**

## **The free warranty period is 2 years**

During the warranty period, please contact the person in charge of product sales, and with the instruction and valid invoices sent repair.

Beyond the warranty period, please contact the person in charge of product sales, charge according to regulations.

## **The following conditions are not covered by the warranty**

Can not issue a manual (warranty card) or invoice

Damage caused by accidental or improper use.

Repair the damage without our permission.

More than 3 packages after the expiration date.

## **Points to note**

01. Before installing a luminaire, test if the light source is fully lit

02. Lamps must be used at predetermined voltage and frequency

03. Where the grounding of lamps and lanterns must always check the grounding situation

04. Lamps and lanterns for indoor use can not be moved to outdoor use

05. The power must be cut off when changing the lamp or the pattern piece

06. Safety lighting fixtures should be inspected regularly to ensure that no abnormalities occur

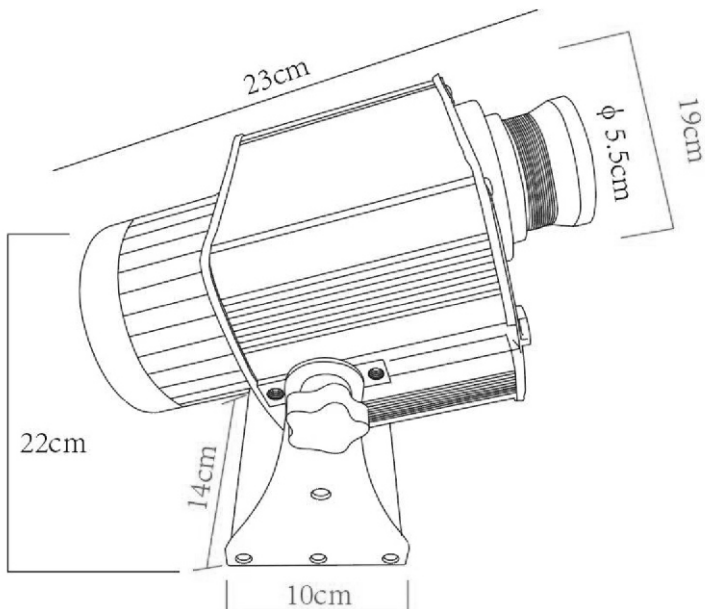
07. Items such as paper towels and cloth should not be woven near or over a luminaire

08. Repair lamps and lanterns in places where there are no gas or steam lamp hazards to ensure safe operation

09. The dust behind lamps should be cleaned with dry cloth or brush

10. In the use of lamps and lanterns in the process of abnormal conditions, the shadow to stop using, cut off power, to check.

This product has passed our strict quality testing, according to the warranty card, all under the normal trial due to product quality problems caused by the failure, in the warranty period, can enjoy the validity of the free warranty



## Change the lights



1. Take off four screws



2. Take out the clasp



3. Mount the picture to be replaced face up and tighten the lens with the clasp



4. Fasten the four screws

## Adjust the clarity




1. Connect the power supply to the appropriate application distance position (the pattern may be blurry at this point)



2. Rotate the lens clockwise or counterclockwise



3. Adjust the lens to get a clear pattern



4. After adjusting clear lock waterproof ring to achieve the effect of rain

## Main performance parameters

1. Operating voltage AC110-240V 50/60HAZ      Rated voltage 110V220V
2. Rated power:See lamp body logo
3. Protection level against electric shock: I Class, II Class
4. Shell protection rating: IP65
5. Use ambient humidity:  $\leq 90\%$ ; Operating temperature:  $-35^{\circ}\text{C}+55^{\circ}\text{C}$

## Installation requirements and maintenance

1. First of all, prepare a complete set of spare parts and accessories
2. Power must be cut off before installation
3. Connect the wires of the lamp body to the matching power cord
4. Make sure that the product is fastened on the surface of the object to be installed again to carry out the operation, and finally connect the power supply to light up

## Special notes

1. It may be dangerous not to follow the instructions
2. Illegal operation may damage your goods, and even endanger your personal safety

## Points to note

1. Before use must pay attention to whether the lamp is damaged, whether loose
2. Before installing the lamp must pay attention to the corresponding power supply voltage
3. The product can not change the light source at will, disassemble the structural parts and the airtight parts
4. After use if need to collect, then need to wipe the surface clean
5. Moisture-proof LED lamps should be stored in a dry and ventilated environment, keep the storage temperature between  $-23^{\circ}\text{C}$  and  $50^{\circ}\text{C}$ , the relative humidity is controlled at 40-70%
6. Do not use unknown chemical liquid cleaning LED lamps, this may damage the surface protection of LED lamps, or even cause surface cracks
7. In the installation process, to pay attention to whether the installation is stable, whether it can permanently bear the weight of lamps and lanterns
8. This product is the product of static light and shade, in use need special attention. In particular, in excess of the absolute maximum rated current and voltage, will damage or damage the product and dangerous, in using this product must install the corresponding drive power supply, or matching the drive and power supply.

## Scope of application

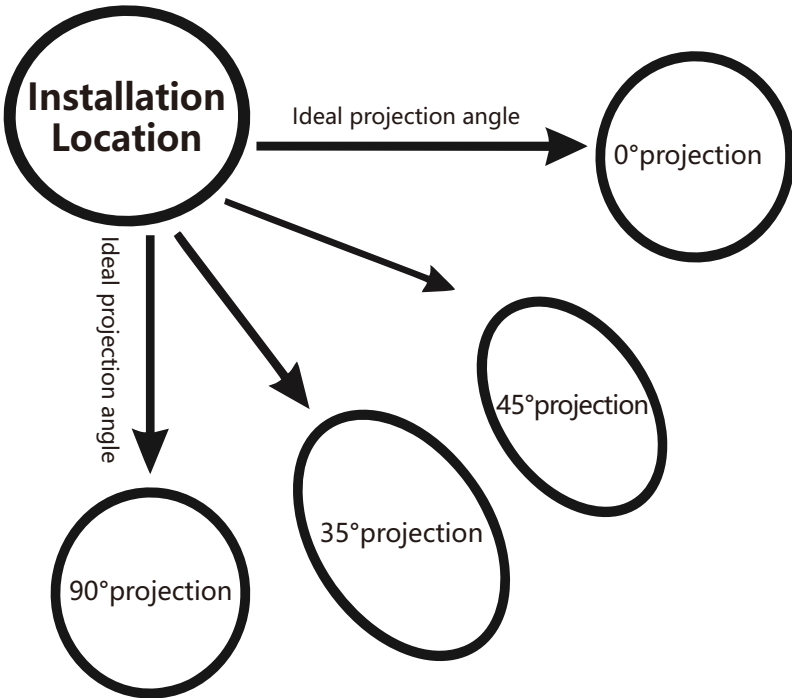
1. Lighting and decoration of home and public places
2. Villas, hotels, high-end hotels, entertainment lighting, decoration
3. Conference Hall, exhibition hall, shopping mall, counter lighting, decoration

## General standard for parameters

1. Aluminum alloy metal shell, high structural strength, sand blasting oxidation treatment
2. Heat pipe and internal cooling technology, so that the chip always keep cool, maximize chip illumination, extend chip life
3. Independently develop the light source and drive, more perfect reflect the projection effect
4. The projection direction of the luminaire can be adjusted
5. You can project a pattern, the projection content can be customized. You can change the pattern manually

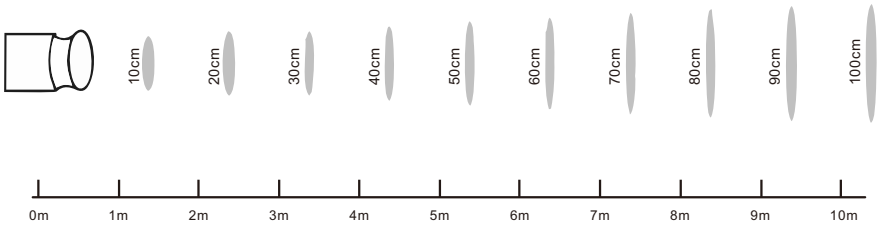
The projection distance is proportional to the size of the pattern, the farther the distance, the larger the pattern

## Installation angle

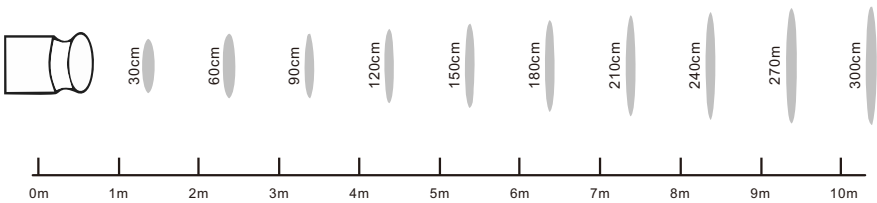


Note: if the projection angle exceeds 30°, the pattern will be deformed

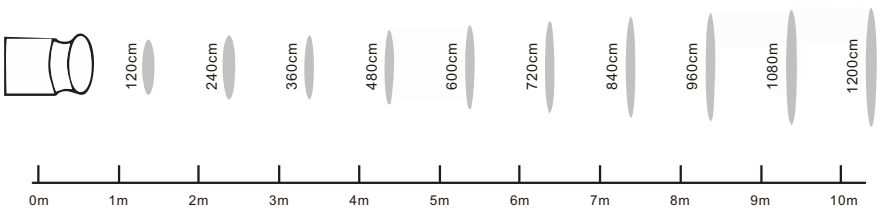
## 0.1 times the image size and distance of the lens



## 0.3 times the image size and distance of the lens



## 1.2 times the image size and distance of the lens



Note: the size of the pattern depends on the distance of the projection. The diameter of the projection is the distance of the projection multiplied by the multiple of the lens

# Warranty card

Dear customers, thank you for purchasing our products. In order to better service for you, in the purchase of products, please carefully read, fill in and take good care of this warranty card

Customer name		Contact person	
Customer address		Contact number	
Product name		Model	
Date of purchase		Factory number	
Maintenance Records	The cause of the failure and its treatment		

## Warranty instructions

1. Please keep this warranty card as the maintenance certificate
2. This warranty is 2 years from the date of purchase
3. The warranty equipment in the warranty period, in the normal use and maintenance of the machine itself, the machine material and process problems, failure, confirmed, the company will provide free maintenance and replacement parts
4. During the warranty period, the company shall have the right to refuse service or to charge material and service fees as appropriate if the following events occur
  - a. This warranty and valid purchase vouchers can not be provided
  - b. Product damage caused by user misuse
  - c. Man-made abnormal external force damage
  - d. The damage is caused by the disassembly of the repair service which is not authorized by our company
  - e. Damage caused by natural disaster or other force majeure
  - f. Other people intentionally damage
5. The company reserves the right to modify and interpret all the content



# Certificate

**Model** \_\_\_\_\_

**Inspector** \_\_\_\_\_

**Date of inspection** \_\_\_\_\_

**After-sales service contact sales  
person in charge**