


ASSEMBLY INSTRUCTION FOR ACME FURNITURE

ITEM: ACME#BD00604


DESCRIPTION: NIGHTSTAND

Thank you for purchasing this quality product. Be sure to check all packing materials carefully for small parts, which may have come loose inside the carton during shipment. Identify and count all parts and compare with the parts list below.

**** Do not fully tighten screws until fully assembled ****

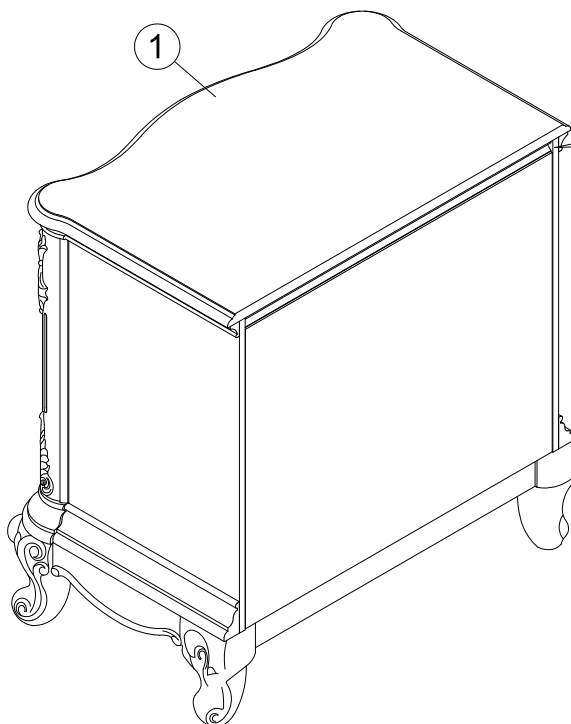


PARTS LIST:



HARDWARE LIST

NO.	Drawing	Description	Q'ty
A		Furniture Tipping Restraint	1 Set



Furniture Tipping Restraint

Top Wall

A

Furniture Tipping Restraint must always be used to prevent the furniture from tipping.

CLEANING INSTRUCTION

Clean the surface of the Nightstand with furniture polish and a soft cloth.

Attention

*** Some number parts listed on the instruction sheet may not be in parts bag as they may be assembled. Carefully check parts and packing materials prior to ordering replacements.***