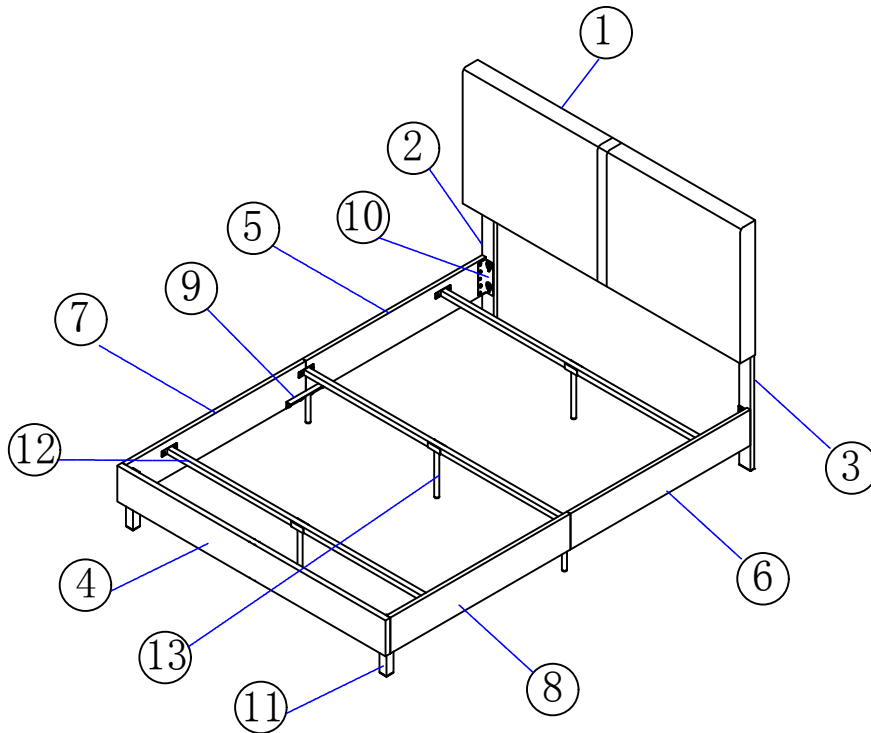









ASSEMBLY INSTRUCTION



PART LIST

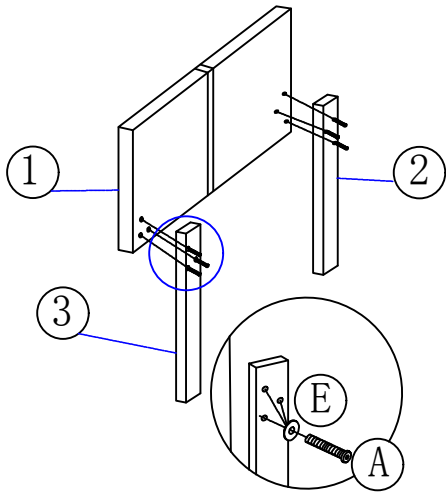
NO	DESCRIPTION	QTY
1	Headboard	1 pc
2	Post	1 pc
3	Post	1 pc
4	Footboard	1 pc
5	Side Panel	1 pc
6	Side Panel	1 pc
7	Side Panel	1 pc
8	Side Panel	1 pc
9	Support Leg 1	2 pcs
10	Bracket	2 pcs
11	Leg	2 pcs
12	Center rail	3 pcs
13	Support Leg 2	3 pcs

HARDWARE LIST

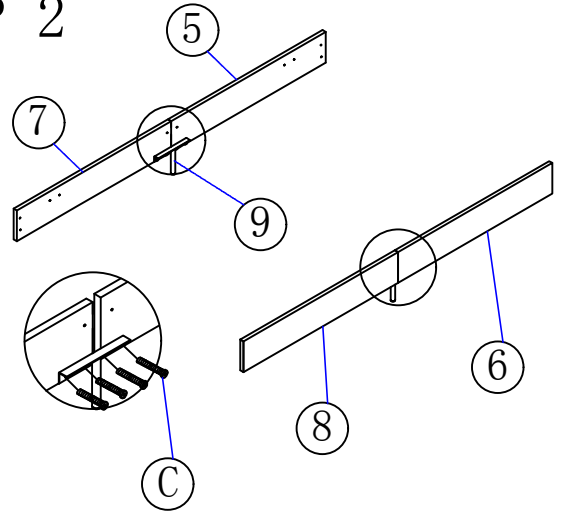
NO	DESCRIPTION	QTY
A	5/16x38MM 	6 pcs
B	5/16x20MM 	4 pcs
C	1/4x16MM 	30 pcs
D	1/4x51MM 	8 pcs
E	ø8.5*ø20*2.0 	10 pcs
F	M4 	1 pc
G	M5 	1 pc

NOTE: PLS DO NOT TIGHTEN ALL BOLTS UNTIL THE BED IS ASSEMBLED COMPLETELY.

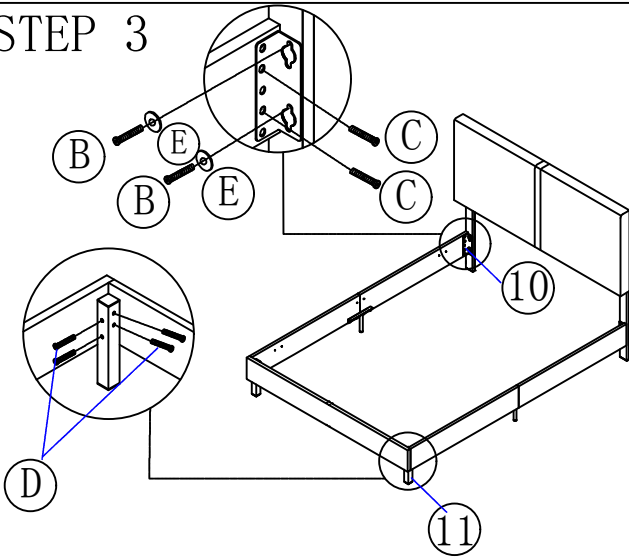
STEP 1



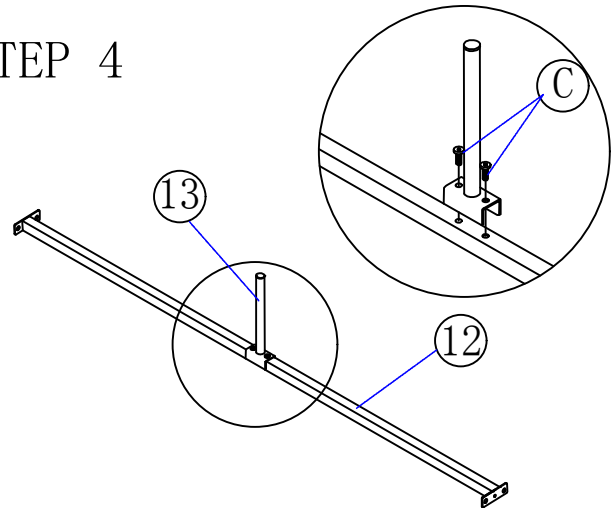
STEP 2



STEP 3



STEP 4



STEP 5

