



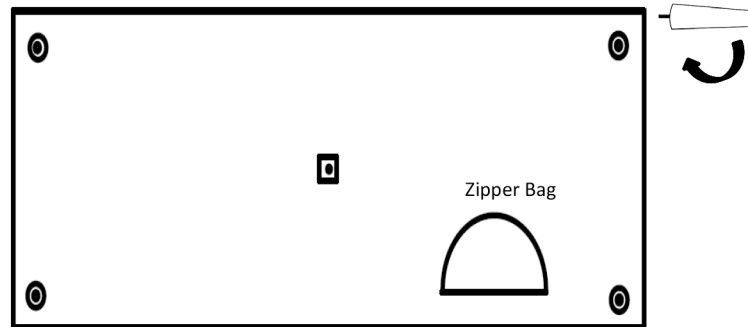


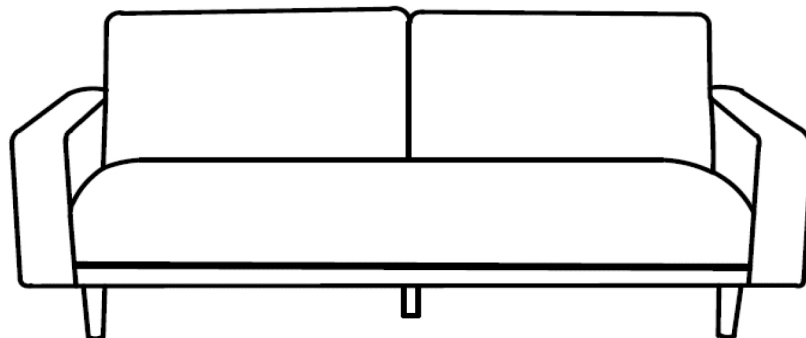
PARTS				
NO.	DES.			QTY
A	Sofa			1
Hardware				
NO.	DES.			QTY
B	Wood Leg			4
C	Middle support leg		17cm	1
D	Plastic spacer			4

CAUTION: PLEASE READ ALL INSTRUCTIONS BEFORE STARTING THE ASSEMBLY OF THIS PRODUCT. THESE PIECES ARE HEAVY. IN ORDER TO PREVENT PERSONAL INJURY AND ENSURE THAT THIS PRODUCT IS NOT DAMAGED DURING THE ASSEMBLY PROCESS, IT IS STRONGLY RECOMMENDED THAT YOU ENLIST THE ASSISTANCE OF ONE OR MORE PEOPLE. IN CASE OF EXCESS STAIN, WIPE THE BOTTOM OF THE UNIT BEFORE PLACING ON ANY SURFACE

1. Take out the legs and hardware package from the underneath zipper bag
(Pls check the hardware QTY as above)



2. Assemble the wood legs with hardware, make sure to turn them tightly.



3. Assembly completed