

Council™ offers a modern and fashionable approach to floor and wall applications. With a nod to leather, this series is available in three cool tones that were designed to mix and match to create stunning environments.

COUNCIL™

Glazed Porcelain



FLOOR / WALL 

RESIDENTIAL 

COMMERCIAL 


INDOOR 

OUTDOOR 


POOL 



Ivory




Gray



Black


Mosaics








Ivory



Gray



Black

Sizes							
	12" x 24" 11.81" x 23.62"	12" x 12" Mesh 12.28" x 12.28"	3" x 12" Floor SBN	6" x 12" Cove Base	1" x 6" Cove Base Corner Out		
Thickness	8.5mm	7.4mm	9mm	N/A	N/A		
Faces	12 3 Textures	N/A	N/A	N/A	N/A		
Finish	Matte	Matte	Matte	Matte	Matte		
Edge	Rectified	Rectified	Cut/Rounded	Pressed	Pressed		
Grout Joint Recommendation	1/8"	1/8"	1/8"	1/8"	1/8"		
Testing	Abrasion Resistance C1027	Breaking Strength C648	Chemical Resistance C650	Water Absorption C373	DCOF ANSI A1371	Scratch Hardness MOHS	Shade Variation Rating
	IV	>385 lbf	Resistant	<0.50%	>0.60	7	V1

Product and Installation Details | ANSI A108.02
Section 4.3.8.2 - For running bond/brick jointing patterns utilizing tiles (square or rectangular) where the side being offset is greater than 18" (nominal dimension), the running bond offset will be a maximum of 33% unless otherwise specified by the tile manufacturer. If an offset greater than 33% is specified, specifier and owner must approve mock-up and lippage.



 Sustainability Attributes

- Red List Free
- Health Product Declaration (HPD) provided upon request
- Product Packaging is 100% recyclable
- VOC Free

*For more information visit www.emser.com. Always consult a professional for proper usage and installation.