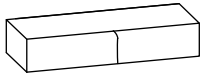


USE AND MAINTENANCE

- Use on level surfaces only
- Because this product needs assembly, it is prone to working itself loose from time to time depending on the use. Please take the time to check that all connections are still tight and working properly for safety.
- Only clean using a damp cloth and mild detergent, do not use bleach or abrasive cleaners.

Genuine Leather Square Arm Sofa

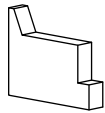
PART LIST



1 - Sofa Base x1




2 - Sofa Bed x1



3 - Armrest x2



4 - Cushion x3



5 - Back x3



6 - Leg x4

HARDWARE



A - m8x50x8

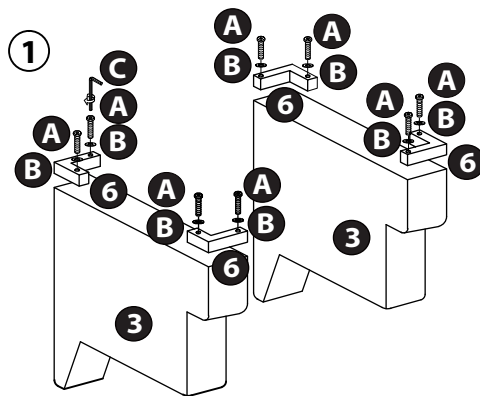


B - M8 x8

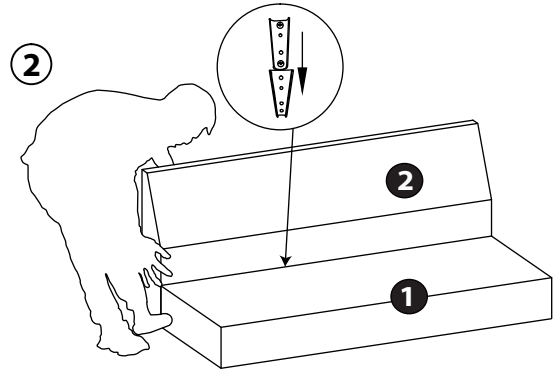


C - Hex Screwdriver x1

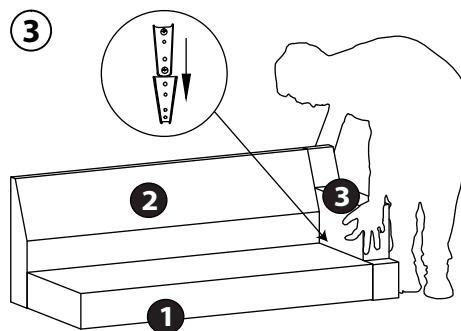
Assembly Instructions



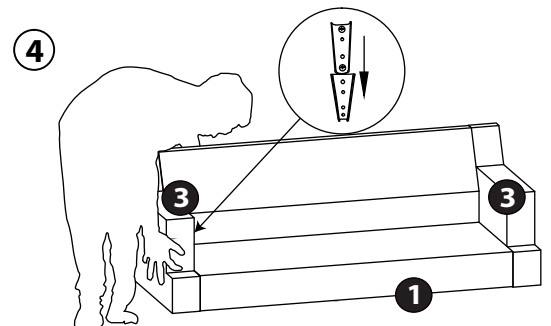
Select 3 (x2), 6 (x4), A (x8), B (x8) and C (x1).
Insert 6 (x2) into 3 with A (x4) and B (x4).
Repeat for the other 3.



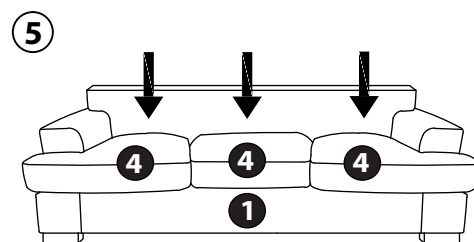
Select 1 (x1) and 2 (x1). Install 2 into 1.



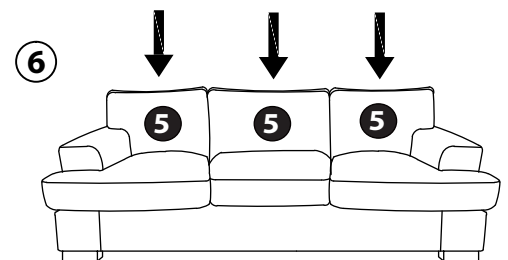
Install 3 into right side of 1.



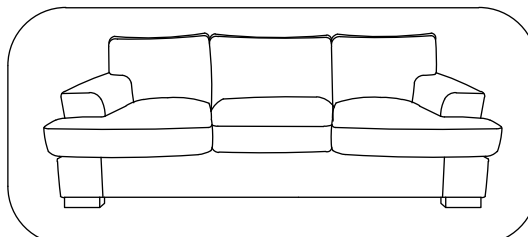
Install 3 into left side of 1.



Put 4 (x3) on 1.



Put 5 (x3) on Sofa.



Congratulations! Setup of your new
Genuine Leather Square Arm Sofas Complete!
Keep these instructions for future reference.