



Veil®

Wall-hung compact elongated dual-flush toilet

K-6299

Features

- One-piece wall-hung toilet.
- Compact elongated bowl offers added comfort while occupying the same space as a round-front bowl.
- Mounting hardware is completely concealed, giving a sleek, seamless look that is easy to clean.
- Includes wall-hung bowl with Reveal® Quiet-Close™ Grip-Tight seat.
- Requires in-wall tank and carrier system, and flush actuator plate (sold separately).

Installation

- This product is not designed or intended for bariatric use.

Required Products/Accessories

K-6284 2"x6" In-Wall Tank and Carrier System

or

K-18829 2x4 In-Wall Tank & Carrier System

K-5413 Flush Actuator Plate

or

K-18829 2x4 In-Wall Tank & Carrier System

K-4177 Flush Actuator Plate

or

K-18829 2x4 In-Wall Tank & Carrier System

K-8857 Flush Actuator Plate

or

K-18829 2x4 In-Wall Tank & Carrier System

K-75890 Flush Actuator Plate

or

K-18829 2x4 In-Wall Tank & Carrier System

K-75891 Flush Actuator Plate

Recommended Products/Accessories

K-23726 Drain treatment

Included Components

Product consists of:

K-4008 Reveal® Quiet-Close™ Elongated Toilet Seat



Codes/Standards

ASME A112.19.2/CSA B45.1

ASME A112.19.14

DOE - Energy Policy Act 1992

EPA WaterSense®






California Energy Commission (CEC)

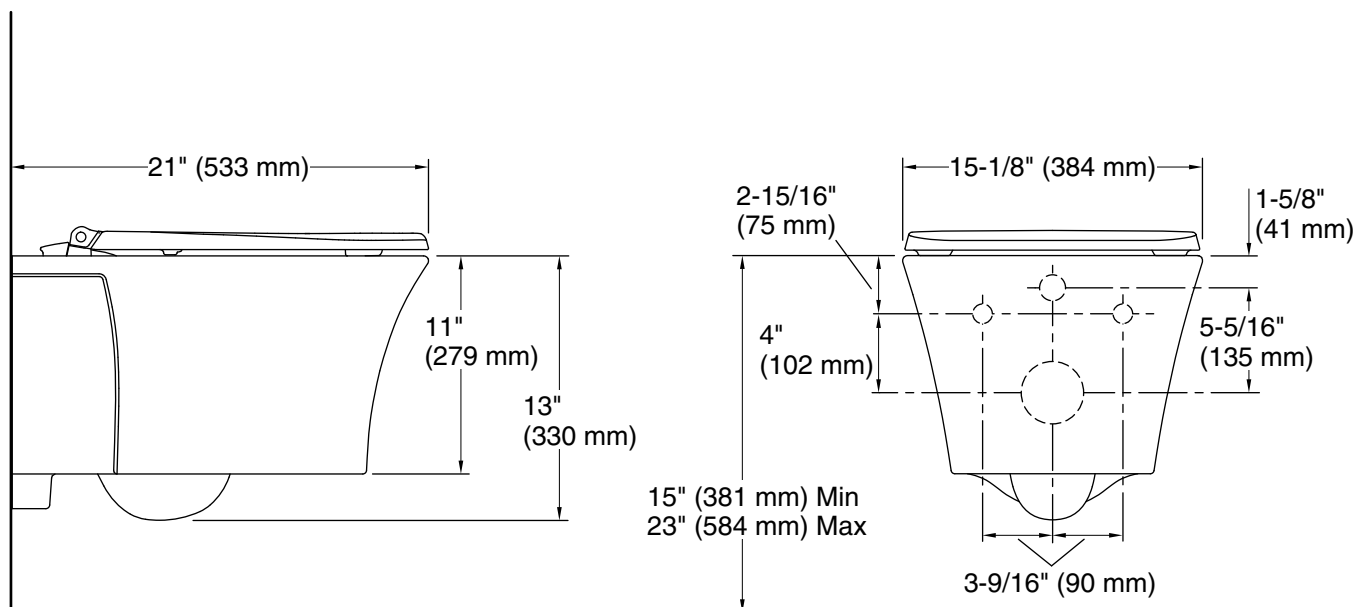
KOHLER® Toilets and Seats Limited Warranty

See website for detailed warranty information.

Available Colors/Finishes

Color tiles intended for reference only.

Color	Code	Description
	0	White
	96	Biscuit
	47	Almond
	NY	Dune
	7	Black Black™



Technical Information

All product dimensions are nominal.

Toilet type: In-wall tank, Wall-mount

Waste Outlet: Wall

Bowl shape: Elongated

Trap passageway: 3" (76 mm)

Water Consumption

Full: 1.6 gpf (6 lpf)

Reduced: 0.8 gpf (3 lpf)

Water surface size: 4-1/2" x 5-1/2" (114 mm x 140 mm)

Rim to water surface: 8-3/16" (208 mm)

Seat-mounting holes: 5-1/2" (140 mm)

Notes

Install this product according to the installation instructions.

Toilet height is dependent on carrier settings.