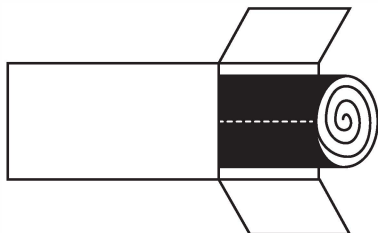


Memory Foam Mattress

INSTRUCTIONS

STEP

1



Move mattress to your desired room location. Lay box on its side. Clear an area on the floor large enough to allow the mattress to lay flat.

STEP

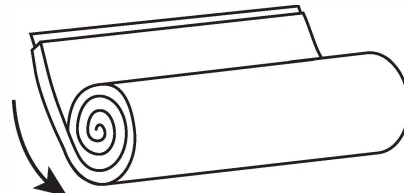
2



Remove bagged mattress and carefully cut the outside PE bag on the red line making sure you do not cut into the inner plastic wrap.

STEP

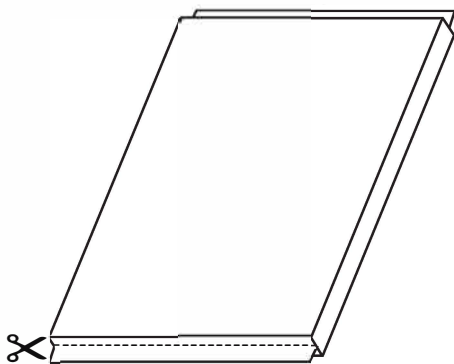
3



Completely unroll the compressed mattress onto a clean flat surface.

STEP

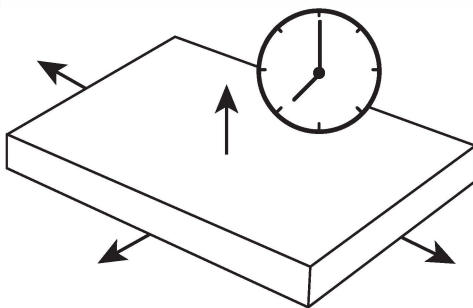
4



Cut open a small section of the plastic in one corner. The mattress will inflate to full size and the mattress can be removed.

STEP

5



Your mattress is now ready to use. Please allow 48 - 72 hours for complete expansion.

Quality products and first-class customer service are the cornerstone of long-lasting consumer relationships. We strive toward excellence in all we do and want you to be completely satisfied with your purchase.

Please contact our exceptional Customer Experience Agents at the email address or phone number shown below to assist you with any product questions or issues before requesting a return.

We look forward to serving you in a friendly, efficient manner to resolve any issues you may have.

- * Your mattress has been compressed for easy and efficient delivery and setup. We know you are excited to put it to use!
- * Please unwrap it carefully, as your mattress is eager to get out of this small box.
- * And, give your mattress time to decompress. It just needs a moment to relax and recharge itself into an optimal position.