

Features

- Handshower features transitional design
- Three spray functions and ADA non-positive shut off.
- Thumb tab allows for a smooth transition between sprays.
- MasterClean™ sprayface is easy to clean.
- 24-inch slidebar features adjustable mounting brackets for installation flexibility.
- Includes 60-inch smooth hose.

Water Conservation & Rebates

- WaterSense®-labeled 2.0-gpm handshowers use up to 20 percent less water than standard 2.5-gpm handshowers, while still meeting strict performance guidelines.
- This product can help a building earn Water Efficiency points in the LEED® Green Building Rating System.

Recommended Products/Accessories

- K-30646 shower filter
- K-30647 Shower Filter Replacement

Optional Products/Accessories

- K-98350 wall-mount supply elbow
- K-98351 wall-mount supply elbow with check valve



ADA

OBC

Codes/Standards




ASME A112.18.1/CSA B125.1
ASSE 1014
DOE - Energy Policy Act 1992
EPA WaterSense®
ADA
ICC/ANSI A117.1
OBC

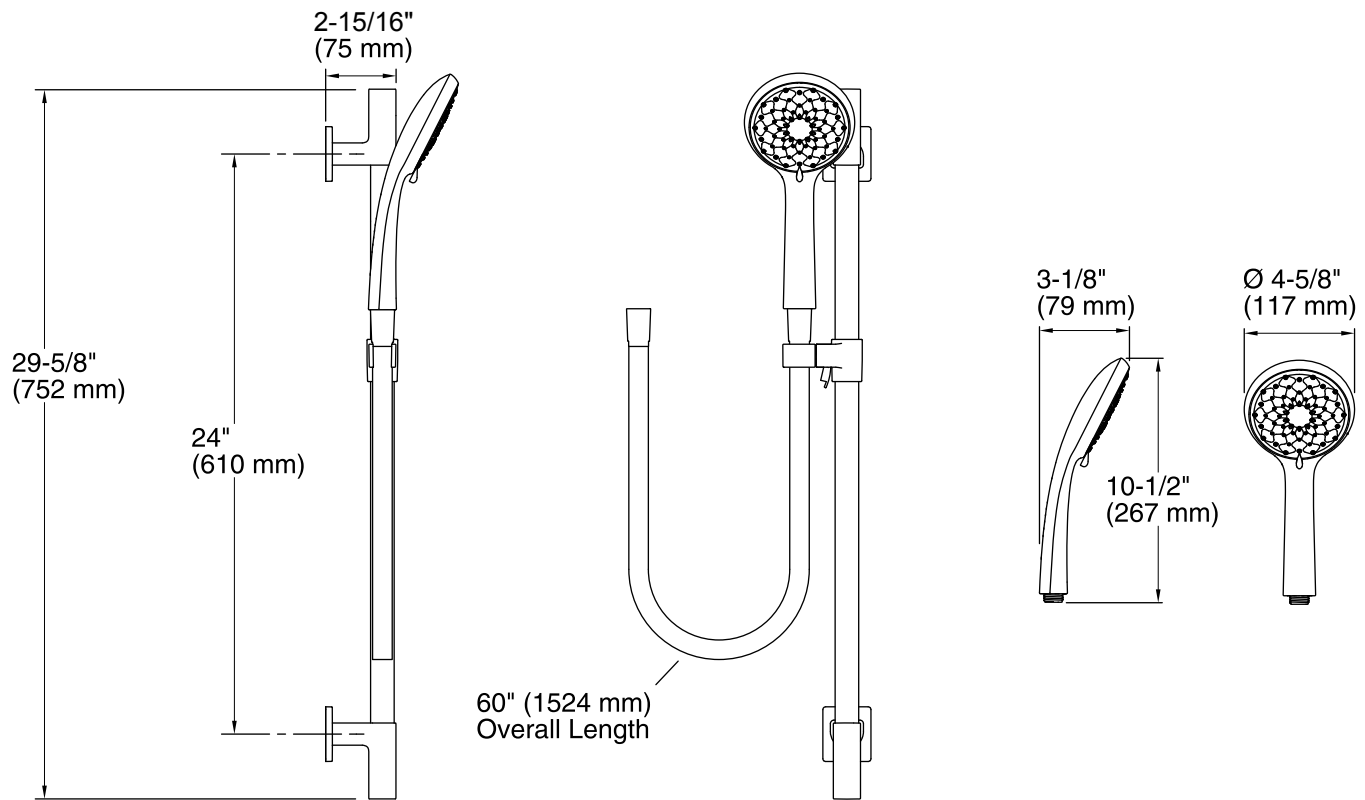
KOHLER® Faucet Lifetime Limited Warranty

See website for detailed warranty information.

Available Colors/Finishes

Color tiles intended for reference only.

Color	Code	Description
	CP	Polished Chrome
	BN	Vibrant® Brushed Nickel
	2BZ	Oil-Rubbed Bronze



Technical Information

All product dimensions are nominal.

Handshower:

Rated maximum flow: 2 gal/min (7.6 l/min)

Notes

Install this product according to the installation guide.

Plumbing codes require approved backflow prevention devices to be installed in-line to handshowers. Please consult with local plumbing officials.

ADA, OBC compliant when installed to the specific requirements of these regulations.