

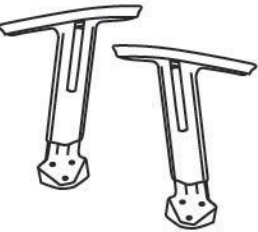








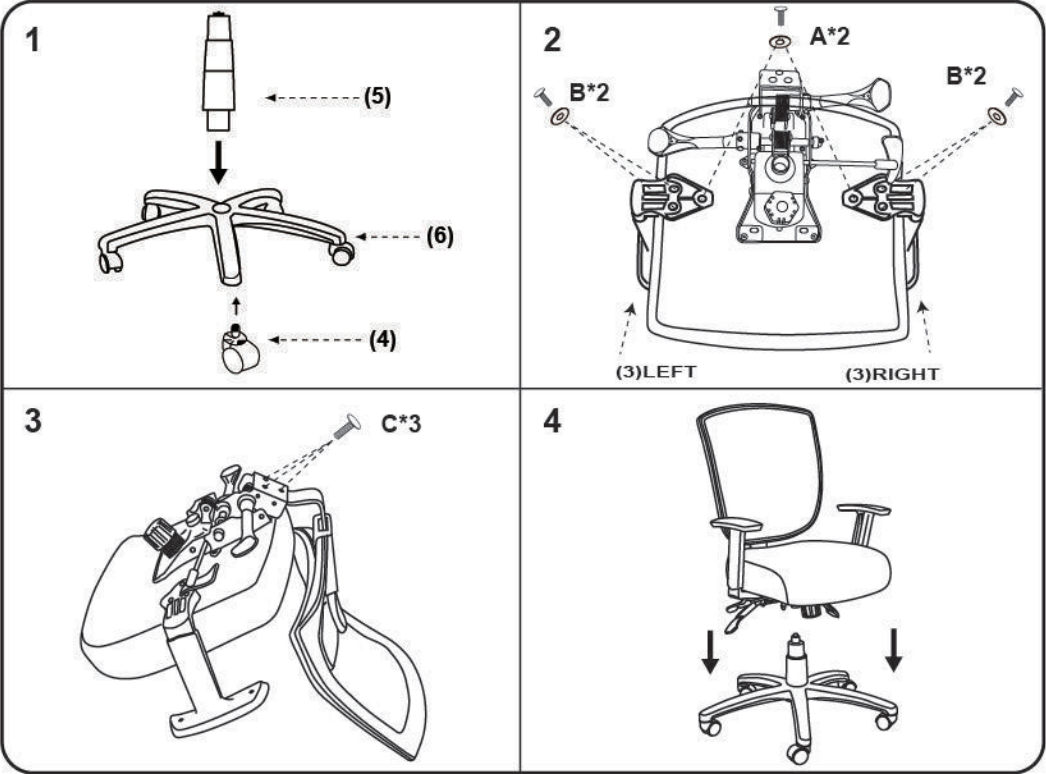


IMPORTANT NOTICE:
HARDWARE PACKAGE IS ATTACHED
ON THE BOTTOM OF SEAT CUSHION.

(1)x1	(2)x1	(3)x1 (L)x1 (R)
		
Back Cushion	Seat Cushion & Mechanism	Left-Arm Right-Arm
(4)x 5	(5)x1	(6)x1
		
Caster	Gas Lift W/ Cover	Base
<div> <div> <div>(A)*2</div> <div></div> <div></div> <div>Arm Screws</div> </div> <div> <div>(B)*4</div> <div></div> <div></div> <div>Arm Screws</div> </div> <div> <div>(C)*3</div> <div></div> <div>Back Bar Screws</div> </div> </div>		



Insert and loosely tighten all screws. When assembly is completed, fully tighten all screws before using. This chair is only intended for sitting. Any other use will void the warranty.

