



INSTRUCTIONS D'ASSEMBLAGE
ASSEMBLY INSTRUCTIONS

**2PCS / 39"H / TISSU GRIS / METAL
NOIR**


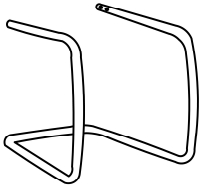

**DINING CHAIR -
2PCS / 39"H / GREY FABRIC / BLACK METAL**



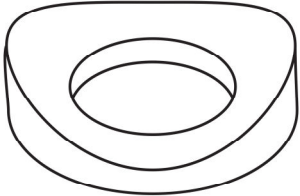

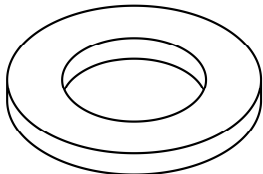

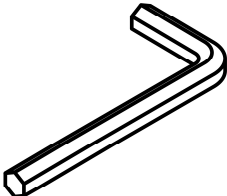
**POUR DE L'ASSISTANCE OU POUR COMMANDER
DES PIÈCES CONTACTEZ NOTRE DÉPARTEMENT
DE SERVICE À LA CLIENTÈLE.**

**FOR ASSISTANCE OR TO ORDER PARTS
CONTACT OUR CUSTOMER SERVICE DEPARTMENT**

LISTE DES PIÈCES
PARTS LIST

| PIÈCE / PART # | IMAGE | DESCRIPTION | QTY / QTÉ |
|----------------|---|--|-----------|
| 1 |  | BACK DOSSIER | 2 |
| 2 |  | CHAIR LEG PATTE DE CHAISE | 2 |
| 3 |  | SEAT CUSHION COUSSIN DU SIÈGE | 2 |

LISTE DES PIÈCES DE MONTAGE
HARDWARE LIST

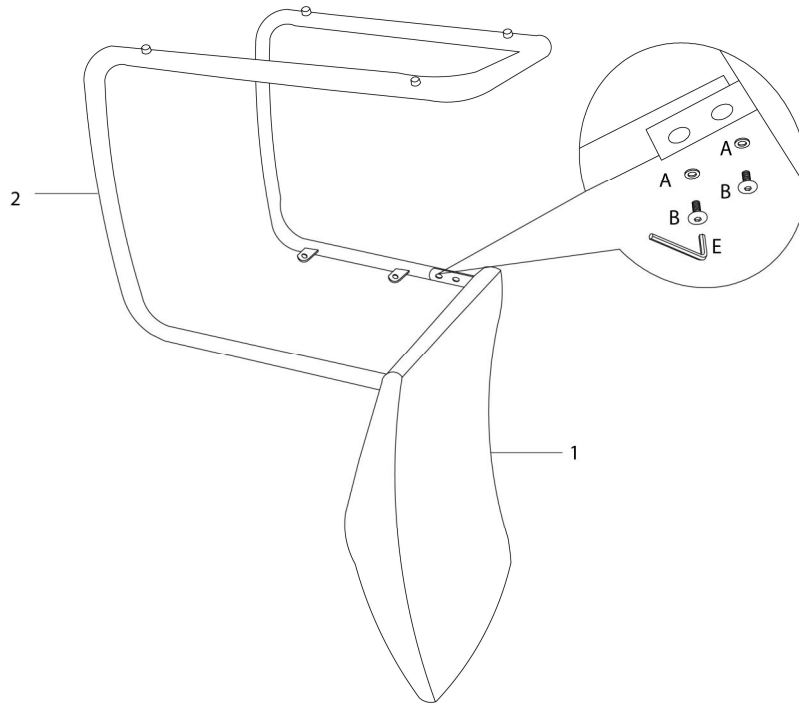
| PIÈCE / PART # | IMAGE | DESCRIPTION | QTY / QTÉ |
|----------------|---|--|-----------|
| A |  | CURVED WASHER - Ø7/8" RONDELLE CURVÉE - Ø7/8" | 8 |
| B |  | ASSEMBLING BOLT - Ø 3/8" X 3/4" BOULON D'ASSEMBLAGE - Ø 3/8" X 3/4" | 8 |
| C |  | METAL WASHER - Ø 3/4" RONDELLE DE MÉTAL - Ø 3/4" | 8 |
| D |  | ASSEMBLING BOLT - Ø 1/4" X 3/4" BOULON D'ASSEMBLAGE - Ø 1/4" X 3/4" | 8 |
| E |  | HEX KEY CLÉ HEXAGONALE | 2 |



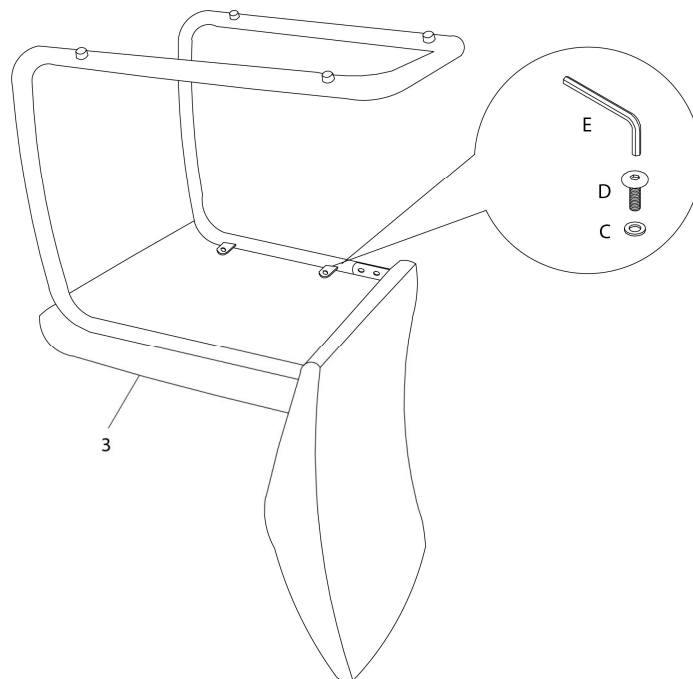
**OUTIL DE VÉRIFICATION DE DIMENSIONS DES PIÈCES
HARDWARE DIMENSIONS VERIFICATION TOOL**



ÉTAPE / STEP 1



ÉTAPE / STEP 2



ÉTAPE / STEP 3

