



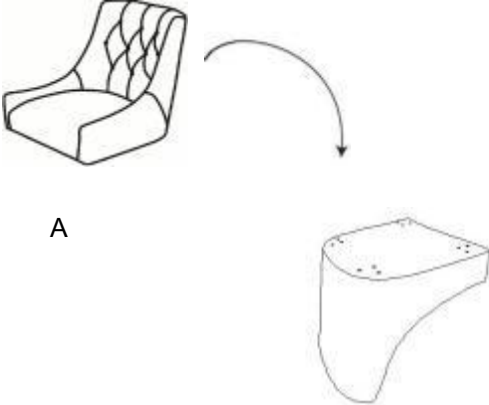
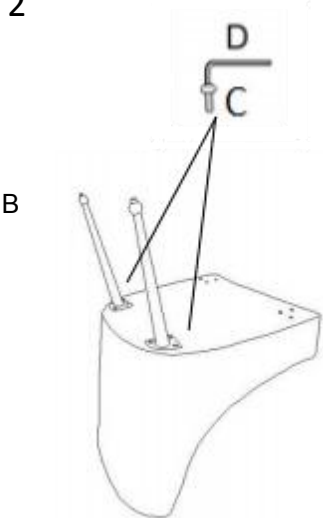
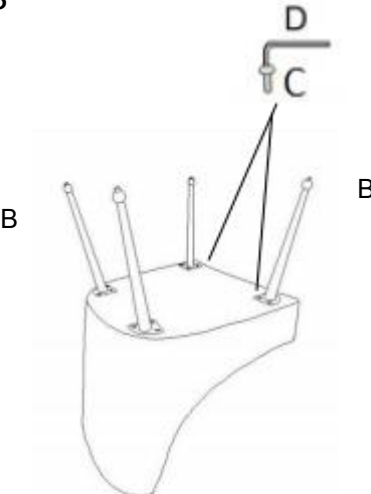



ASSEMBLY INSTRUCTION

<<Before assembling, read all the instruction>>

 <p>A</p>	 <p>4 pcs</p> <p>B</p>	 <p>12pcs</p> <p>C</p>	 <p>M6</p> <p>D</p>
--	---	---	--

Note: Put all the screws into the hole site, And then tighten them. Do not tighten one by one

<p>Step 1</p>  <p>A</p>	<p>Step 2</p>  <p>B</p>
<p>Step 3</p>  <p>B</p>	<p>Step 4</p>  <p>The leg nail can adjust the height</p>