
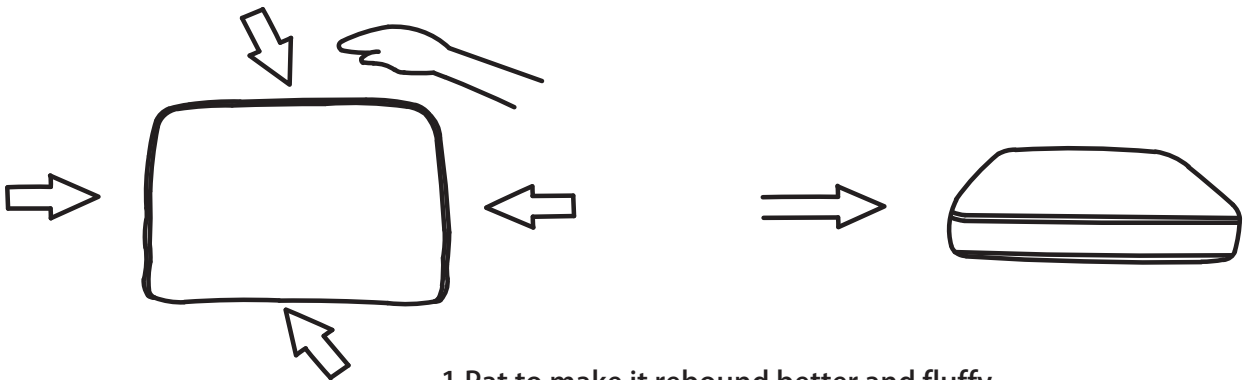


ASSEMBLY INSTRUCTIONS

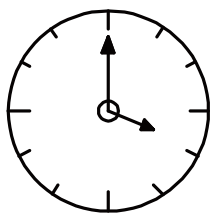


TIPS:

1. The sectional sofa comes in 2 separate boxes, might be delivered at different times. Please wait several days patiently.
2. Due to differences of light effects, the actual color of the materials might be slightly different from the pictures.
3. No Assembly Required. This sofa can free of your stereotypical nightmare of furniture assembly.
4. Due to package compression for better shipment, the fabric may have wrinkles.
5. Please take all packages out and pat every part to make it rebound better and fluffy, so that it can restore to picture-like status.
6. Please keep children away from the plastic bags.



1. Pat to make it rebound better and fluffy.
2. Knead your cushion like giving your cushion a massage while allowing the air to flow through the foam.



72h

72h

It might takes up to 72 hours.

PART LIST:

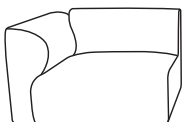
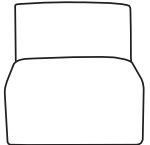
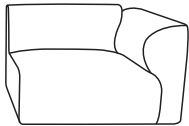



NO	DESCRIPON	SKETCH	QTY	
A	LEFT SEAT FRAME		1PC	A*1,C*1,F*2
B	MIDDLE SEAT FRAME		1PC	B*1,D*1,E*1
C	RIGHT SEAT FRAME		1PC	
D	OTTOMAN		1PC	
E	WAIST PILLOW		1PC	
F	PILLOW		2PCS	

DIAGRAM 1

