











# ASSEMBLY INSTRUCTION

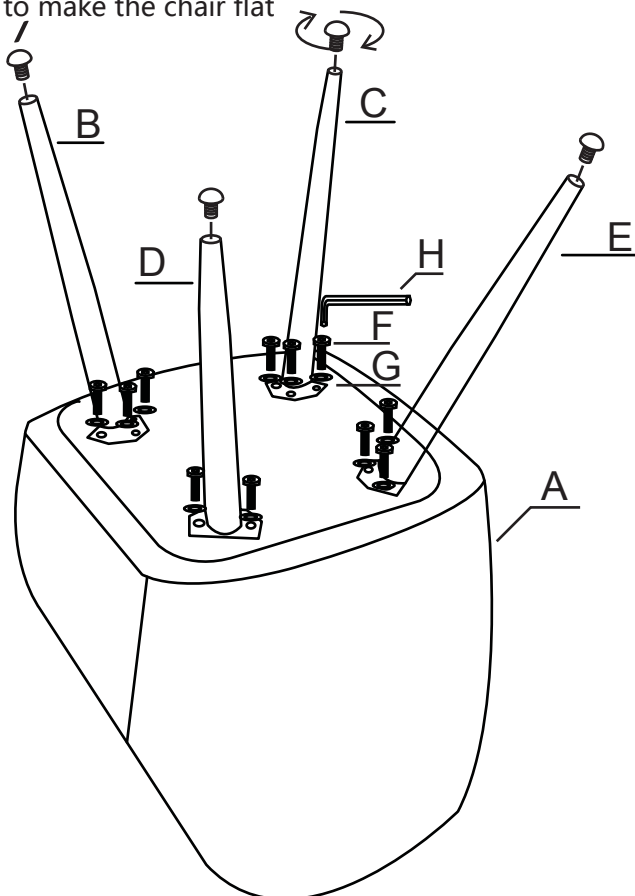
## HARDWARE LIST

NO.	PART	DESCRIPTION	Q'TY
A		seat	1
B		leg 1	1
C		leg 2	1
D		leg 3	1
E		leg 4	1
F		screw	12
G		caps	12
H		allen key	1
I		Adjustable foot	4



setp: 1

Remark : after assemble the four legs, please adjust the feet to make the chair flat



setp: 2

